



REGULAR BOARD MEETING
FEBRUARY 27, 2025 - 11:30 AM

CAMARILLO HEALTH CARE DISTRICT
3615 E LAS POSAS ROAD, SEQUOIA ROOMS
CAMARILLO, CA 93010



2025 Board Meeting Calendar

January 23, 2025, 11:30 a.m.

February 27, 2025, 11:30 a.m.

March 27, 2025, 11:30 a.m.

April 24, 2025, 11:30 a.m.

May 22, 2025, 11:30 a.m.

June 5, 2025, 11:30 a.m. (Budget)

June 26, 2025, 11:30 a.m. (Optional)

July - Dark

August 21, 2025, 11:30 a.m.

September 18, 2025, 11:30 a.m.

October 23, 2025, 11:30 a.m.

November 20, 2025, 8:30 a.m.
(Annual Board Leadership and Education)

December - Dark

**Camarillo Health Care District
Procedures for Communication With
The Board of Directors**

Meetings with the Board of Directors are conducted for the purpose of accomplishing District business. As a matter of District policy and state law, meetings shall ordinarily be held in public. Pursuant to state law, the Board of Directors may conduct closed meeting sessions to discuss certain matters which are confidential.

Community involvement in the District is an essential element of an effective health care district.

Communications with the Board of Directors as a unit may be either in writing or by personal appearance at a meeting of the Board.

Written Communication – In order that the subject of the communication may be placed on the agenda, it must be requested in correspondence to the Board. Written communication addressed to the Board of Directors should reach the Administration office of the District no later than ten (10) business days prior to the date of the meeting at which the matter concerned is to be discussed.

Oral Presentations by Members of the Public to the Board of Directors and Requests by the Public to Place a Matter Directly Related to District Business on a Board Agenda – When an individual or group expects to communicate with the Board of Directors by means of personal appearance at a meeting of the Board or requests that a matter relating to District business be added to the Board’s agenda, the District’s Chief Executive Officer must be notified no later than ten (10) days before the Board meeting at which the matter concerned is to be discussed by the Board and those submitting the request.

Individuals wishing to comment on an agenda item when an item appears on the agenda for discussion or at the designated time for Public Comments, during the Board meeting, shall complete a Speakers Card and submit it to the Clerk of the Board.

It is desirable that when a statement presented to the Board is extensive or is formally requesting consideration of specific items the statement should be written and a copy filed with the Board of Directors.

Public comments at Board Meetings – The Board may receive comments or testimony at regularly scheduled meetings on matters **not on the agenda** which any member of the public may wish to bring before the Board, provided that no action is taken by the Board on such matters at the same meeting at which such testimony is taken.

In addressing the Board, the following rules of courtesy will be observed:

- **All remarks will be addressed to the President of the Board.**
- **Individuals will speak on a specific item of concern.**
- **Three (3) minutes will be allowed individuals, or in the case of a group of people speaking on a specific item, ten (10) minutes will be permitted for the presentation.**
- **Members of the Board of Directors reserve the right to waive time limitations.**

In the event that any meeting is willfully interrupted by a group or groups of persons so as to render the orderly conduct of such meeting unfeasible and order cannot be restored by the removal of individuals who are willfully interrupting the meeting, the members of the Board of Directors conducting the meeting may order the meeting room cleared and continue in session. Only matters appearing on the agenda may be considered in such a session. Duly accredited representatives of the press or other news media, except those participating in the disturbance, shall be allowed to attend any session held pursuant to this section.

The Board may discuss and take action on any agenda item properly submitted by a member of the public and published in an agenda. The Board President reserves the right to limit discussion and/or defer further deliberations on an agenda topic to a subsequent meeting if additional information is needed to render a decision or appropriate action. Matters involving legal procedure will be referred to Administration for study or further referral.



AGENDA

Regular Meeting of the Board of Directors

February 27, 2025 – 11:30 a.m.

Camarillo Health Care District
3615 E Las Posas Road, Camarillo, CA 93010
Sequoia Rooms

Board of Directors

Neal Dixon, MD, President
Thomas Doria, MD, Vice President
Paula Feinberg, Clerk of the Board
Christopher Loh, MD, Director
Lydia Dixon, PhD, Director

Staff

Kara Ralston, Chief Executive Officer
Sonia Amezcua, Chief Administrative Officer
Blair Barker, Program Officer
Brandie Thomas, Clerk to the Board

Senior Counsel

Aleks Giragosian, Esq., *Colantuono Highsmith
Whatley, PC*

Participants

Rick Wood, *CSDA Financial Services*
Shalene Hayman, *Hayman Consulting*

1. CALL TO ORDER

2. ROLL CALL

3. PLEDGE OF ALLEGIANCE– Director N. Dixon

4. AMENDMENT(S) TO THE POSTED AGENDA: *Motion to approve* Agenda.

Motion _____ Second _____ Pass _____ Fail _____

N. Dixon _____ Doria _____ Feinberg _____ Loh _____ L. Dixon _____

5. PUBLIC COMMENT - Ca. GC Section 54954.3

The Board reserves this time to hear from the public. Speakers are requested to complete a Speaker Card and submit to the Clerk to the Board. Your name will be called in order of the agenda item, or in order of received general topic Speaker Cards. Comments regarding items not on the agenda can be heard only; items on the agenda can be discussed. Three minutes per speaker are available; multiple speakers on the same topic/agenda item will be limited to 20 minutes total.

6. CONSENT AGENDA

Consent Agenda items are considered routine and are acted upon without discussion, with one motion. If discussion is requested, that item(s) will be removed from the Consent Agenda for discussion and voted on as a separate item. If no discussion is requested, the Board President may request a motion to approve as presented.

A. Meeting Minutes

Recommendation: Approval of Regular Board Meeting of January 23, 2025.
(Section 6-A)

B. Financial Reports

Recommendation: Approval of financial reports for period ending January 31, 2025.
(Section 6-B)

Motion to approve Consent Agenda as presented.

Motion _____ Second _____ Pass _____ Fail _____

N. Dixon _____ Doria _____ Feinberg _____ Loh _____ L. Dixon _____

7. DISCUSSION AND ACTION OF CONSENT AGENDA ITEMS PULLED, IF NECESSARY

AGENDA ITEMS-ACTION

- 8. A. Review/ Discussion /Action** - Consideration, discussion, and recommendation for approval of District Ordinance 25-01, Establishing the Compensation of Directors, increasing the compensation by five percent for the calendar year, effective April 28, 2025. **(Section 8-A)**

Motion to approve District Ordinance 25-01, Establishing the Compensation of Directors, increasing the compensation by five percent for the calendar year.

Motion _____ Second _____ Pass _____ Fail _____

N. Dixon _____ Doria _____ Feinberg _____ Loh _____ L. Dixon _____

- B. Review/ Discussion /Action** - Consideration, discussion, and recommendation for approval of District Resolution 25-04, nominating a candidate for the CSDA Board of Directors, Seat B, 2026-2028 Term. **(Section 8-B)**

Motion to approve District Resolution 25-04, nominating a candidate for the CSDA Board of Directors, Seat B, 2026-2028 Term.

Motion _____ Second _____ Pass _____ Fail _____

N. Dixon _____ Doria _____ Feinberg _____ Loh _____ L. Dixon _____

9. PRESENTATION

Local Government Agencies & Their Relationship To One Another

Aleks Giragosian, Senior Counsel
Colantuono, Highsmith & Whatley
General Counsel, Camarillo Health Care District

10. A. CLOSED SESSION

1. Public Employment (Gov. Code 54957)
Title: Chief Executive Officer

B. RECONVENE AND ANNOUNCEMENT FROM CLOSED SESSION

Pursuant to Government Code 54957.7(b) – The legislative body of any local agency shall publicly report any reportable action taken in closed session and the vote or abstention on that action of every member present.

AGENDA ITEMS-DISCUSSION

11. EMERGING OPPORTUNITIES

- Discussion and consideration of emerging initiatives based on community need

12. REPORTS

- Board President Comments
- Board Committee Report(s)
 - Program & Emerging Opportunities Committee
 - Healthy Camarillo Committee
- Board Member Comments
- Chief Executive Officer Report

13. FUTURE MEETING AND EVENTS

BOARD OF DIRECTORS MEETINGS

Executive Committee: N. Dixon/Doria	March 17, 2025 – 12:30 p.m.
Regular Full Board	March 27, 2025 – 11:30 a.m.
Executive Committee: N. Dixon/Doria	April 14, 2025 – 12:30 p.m.
Finance Committee: Loh/Feinberg	April 24, 2025 – 10:00 a.m.
Regular Full Board	April 24, 2025 – 11:30 a.m.
Executive Committee: N. Dixon/Doria	May 12, 2025 – 12:30 p.m.
Regular Full Board	May 22, 2025 – 11:30 a.m.

14. **ADJOURNMENT** - This meeting of the Camarillo Health Care District Board of Directors is adjourned at _____ p.m.

ACTION ITEMS not appearing on the agenda may be addressed on an emergency basis by a majority vote of the Board of Directors when a need for action arises.

ADA compliance statement: In compliance with the Americans with Disabilities Act, if you need special assistance to participate in this meeting, please contact the Clerk to the Board of Directors, Brandie Thomas, at (805) 482-9382. Notification 48 hours prior to the meeting will enable the District to make reasonable arrangements to ensure accessibility to this meeting.

Note: This agenda was posted on www.camhealth.com and the Camarillo Health Care District Administration Office, on or before, February 24, 2025, at 11:30 a.m.



SECTION 6

CONSENT AGENDA 6-A

**REGULAR MEETING MINUTES
OF JANUARY 23, 2025**



MINUTES January 23, 2025

Regular Meeting of the Board of Directors
Camarillo Health Care District
3615 E. Las Posas Rd. Camarillo, CA 93010
Sequoia Rooms

Board of Directors - Present

- Neal Dixon, MD, President
Thomas Doria, MD, Vice President
Paula Feinberg, Clerk of the Board
Christopher Loh, MD, Director
Lydia Dixon, PhD, Director

Staff - Present

- Kara Ralston, Chief Executive Officer
Sonia Amezcua, Chief Administrative Officer
Blair Barker, Program Officer
Brandie Thomas, Clerk to the Board

Senior Counsel

Aleks Giragosian, Esq., Colantuono Highsmith
Whatley, PC

Participants

Rick Wood, CSDA Financial Services
Shalene Hayman, Hayman Consulting

1. Call to Order and Roll Call - The Regular Meeting of the Camarillo Health Care District Board of Directors was called to order on Thursday, January 23, 2025, at 11:33 a.m., by Neal Dixon, President.

2. Pledge of Allegiance – Director Loh

3. Oath of Office Ceremony
Director Christopher Loh, MD, Zone 1
Director Thomas Doria, MD, Zone 2
Director Lydia Dixon, PhD, Zone 3

4. Amendment(s) to the Agenda

Review/ Discussion /Action: Consideration, discussion, and recommendation to approve the Agenda as presented.

It was MOVED by Director L. Dixon, SECONDED by Director Feinberg, and MOTION PASSED that the Board of Directors approve the Agenda as presented.

ROLL CALL VOTE: Ayes: N. Dixon, Doria, Feinberg, Loh, L. Dixon Nays: Absent:

5. Public Comment – None

6. Consent Agenda

It was MOVED by Director Feinberg, SECONDED by Director Loh, and MOTION PASSED that the Board of Directors approve the Consent Agenda as presented.

ROLL CALL VOTE: Ayes: N. Dixon, Doria, Feinberg, Loh, L. Dixon Nays: Absent:

7. Action Items

9-A. Review/ Discussion /Action: Consideration, discussion, and recommendation for approval of District Resolution 25-01, Approving Submission of Application and Petition to Potential Funding Sources and Authorizing Signatures.

It was **MOVED** by Director Doria, **SECONDED** by Director Loh, and **MOTION PASSED** that the Board of Directors approve District Resolution 25-01, Approving Submission of Application and Petition to Potential Funding Sources and Authorizing Signatures.

ROLL CALL VOTE: Ayes: N. Dixon, Doria, Feinberg, Loh, L. Dixon **Nays:** **Absent:**

9-B. Review/ Discussion /Action: Consideration, discussion, and recommendation for approval of District Resolution 25-02, Establishing the Compensation of Directors, increasing the compensation by five percent for the calendar year, effective March 24, 2025.

It was **MOVED** by Director Doria, **SECONDED** by Director Feinberg, and **MOTION PASSED** that the Board of Directors approve District Resolution 25-02, Establishing the Compensation of Directors, increasing the compensation by five percent for the calendar year, effective March 24, 2025.

ROLL CALL VOTE: Ayes: N. Dixon, Doria, Feinberg, Loh, L. Dixon **Nays:** **Absent:**

9-C. Review/ Discussion /Action: Consideration, discussion, and recommendation for approval of District Resolution 25-03, Amending District Bylaws, Article III, Section 3, Compensation.

It was **MOVED** by Director Loh, **SECONDED** by Director Doria, and **MOTION PASSED** that the Board of Directors approve District Resolution 25-03, Amending District Bylaws, Article III, Section 3, Compensation.

ROLL CALL VOTE: Ayes: N. Dixon, Doria, Feinberg, Loh, L. Dixon **Nays:** **Absent:**

9-D. Review/ Discussion /Action: Consideration, discussion, and recommendation for approval to amend Board Policy Manual, Policy 1060, Directors Compensation.

It was **MOVED** by Director Doria, **SECONDED** by Director Loh, and **MOTION PASSED** that the Board of Directors approve amending Board Policy Manual, Policy 1060, Directors Compensation

ROLL CALL VOTE: Ayes: N. Dixon, Doria, Feinberg, Loh, L. Dixon **Nays:** **Absent:**

9-E. Review/ Discussion /Action: Consideration, discussion, and recommendation for approval of the revised Pay Schedule, Attachment B, determining the amount of compensation earnable pursuant to California Code of Regulations (CCR) Title 2, Section 570.5, effective February 2, 2025.

It was **MOVED** by Director L. Dixon, **SECONDED** by Director Doria, and **MOTION PASSED** that the Board of Directors approve the revised Pay Schedule, Attachment B, determining the amount of compensation earnable pursuant to California Code of Regulations (CCR) Title 2, Section 570.5, effective February 2, 2025.

ROLL CALL VOTE: Ayes: N. Dixon, Doria, Feinberg, Loh, L. Dixon **Nays:** **Absent:**

9-F. Review/ Discussion /Action: Consideration, discussion, and recommendation for approval of the revised Pay Schedule, Attachment B, determining the amount of compensation earnable pursuant to California Code of Regulations (CCR) Title 2, Section 570.5, to include compliance adding effective date and revision date to the Pay Schedules previously approved by the Board on July 27, 2021, April 26, 2022, February 22, 2022, January 26, 2023, and November 16, 2023.

It was **MOVED** by Director Loh, **SECONDED** by Director L. Dixon, and **MOTION PASSED** that the Board of Directors approve the revised Pay Schedule, Attachment B, determining the amount of compensation earnable pursuant to California Code of Regulations (CCR) Title 2, Section 570.5, to include compliance adding effective date and revision date to the Pay Schedules previously approved by the Board on July 27, 2021, April 26, 2022, February 22, 2022, January 26, 2023, and November 16, 2023.

ROLL CALL VOTE: Ayes: N. Dixon, Doria, Feinberg, Loh, L. Dixon **Nays:** **Absent:**

8. **10-A. Closed Session** – *The Board entered closed session at 12:10 p.m.*

1. Public Employment (Gov. Code 54957)
Title: Chief Executive Officer

10-B. Reconvene and Announcement from Closed Session – *The Board reconvened at 1:15 p.m. No reportable action.*

Pursuant to Government Code 54957.7(b) – The legislative body of any local agency shall publicly report any reportable action taken in closed session and the vote or abstention on that action of every member present.

9. **Emerging Opportunities**

- No ideas submitted for discussion.

10. **Reports**

- **Board President Comments**
President N. Dixon announced the following committee assignments:
 - Executive Committee: *Dixon, Doria*
 - Finance/Investment Committee: *Loh, Feinberg*
 - Program & Opportunity Committee: *Doria, L. Dixon*
 - Healthy Camarillo Committee: *N. Dixon, L. Dixon*
 - Health Premium Ad Hoc Committee: *N. Dixon*
 - VCSDA Representative: *N. Dixon*
 - CEO Performance Review Ad Hoc Committee: *Loh, Feinberg*
- **Finance/Investment Committee** – Director Loh discussed review of presented financials.
- **Program & Emerging Opportunities Committee** – No report.
- **Healthy Camarillo Committee** – No report.
- **Board Member Comments** – No comments.
- **CEO Report** – No report.

11. Having no further business this meeting was adjourned at 1:30 p.m.



SECTION 6

CONSENT AGENDA 6-B

**DISTRICT FINANCIAL REPORTS
FOR PERIOD ENDING JANUARY 31, 2025**

Camarillo Health Care District

Check Register (Checks and EFTs of All Types)

12:10 PM
4-Feb-25

Sorted by Alphabetically
January 2025 Checks/EFTs

Check Number	Date	EFT #/ Vendor	Name	Net Amount	Type	Timing
Cash Account #1 [Five Star - General]						
81354	1/16/2025	ACCESS	Access TLC Caregivers DBA	1,320.00	V - VCAAA grant	MO
81366	1/23/2025	AFLAC	Aflac	1,164.10	V - benefits/ins	MO
81359	1/16/2025	LANGER	Anna Langer	30.00	V - refund Dementia class	
81339	1/6/2025	B&BMAIL	B & B Mailing Services	1,720.14	V - HA bulk mailing	QTRLY
81340	1/6/2025	BAY ALARM	Bay Alarm Company	444.45	V - security camera	MO
81372	1/29/2025	BYRD	Byrd Locksmithing, Inc	40.00	V - lock maint/repairs	
81341	1/6/2025	C3 INTEL	C3 Intelligence, Inc	413.00	V - HR/background checks	ONGOING
81373	1/29/2025	CSDA	CA Special Districts Assoc	1,740.77	V - financial services	ONGOING
81378	1/29/2025	LOH	Christopher Loh, MD	210.00	BOD	MO
81355	1/16/2025	COLANTUONO	Colantuono, Highsmith, Whatley, PC	1,665.00	V - legal services - Dec	MO
81342	1/6/2025	COMMANDER	Commander Powered by Proforma	16,630.30	V - HA printing	QTRLY
81367	1/23/2025	CONEJO AWARD	Conejo Awards Corp	30.03	V - badges	
81343	1/6/2025	DOS CAMINOS	Dos Caminos Plaza	6,072.00	V - COA monthly dues	MO
81356	1/16/2025	FRONTIER	Frontier Communications	249.47	V - cable services	MO
81344	1/6/2025	HARTFORD	Hartford Life	1,331.63	V - benefits/ins	MO
81357	1/16/2025	HAYMAN	Hayman Consulting dba	2,880.00	V - comptroller services	MO
81345	1/6/2025	ITS	Integrated Telemanagement Services, In	1,232.45	V - telephone services	MO
81379	1/29/2025	LOPEZ, I.	Irasema Lopez	34.00	V - class refund	
81358	1/16/2025	JTS	JTS Facility Services	2,310.00	V - janitorial services	MO
81375	1/29/2025	DIXON ZACHER	Lydia Zacher Dixon	105.00	BOD	MO
81346	1/6/2025	MERIPLEX/CPI	Meriplex Solutions	5,220.71	V - IT services	MO
81347	1/6/2025	METLIFE	MetLife Small Business	706.24	V - benefits/ins	MO
81368	1/23/2025	MOVING SR	Moving Seniors Forward	300.00	V - membership	ANNL

81374	1/29/2025	DIXON	Neal P. Dixon	210.00	BOD	MO
81369	1/23/2025	NICKS WINDOW	Nicolas L. Benitz	300.00	V - window cleaning service	MO
81377	1/29/2025	FEINBERG	Paula-Jeanne Feinberg	210.00	BOD	MO
81348	1/6/2025	SAFEWAY	Safeway Inc	199.10	V - ADC nutrition	MO
81360	1/16/2025	SAFEWAY	Safeway Inc	281.52	V - ADC nutrition	MO
81370	1/23/2025	SAFEWAY	Safeway Inc	296.38	V - ADC nutrition	MO
81380	1/29/2025	SO CA EDISON	Southern California Edison	2,389.20	V - utilities	MO
81361	1/16/2025	SO CA GAS	Southern California Gas	915.41	V - utilities	MO
81349	1/6/2025	STAPLES	Staples Business Advantage	736.19	V - office supplies	MO
81350	1/6/2025	STREAMLINE	Streamline	4,032.00	V - web hosting subscription	ANNL
81376	1/29/2025	DORIA	Thomas Doria, MD	210.00	BOD	MO
81362	1/16/2025	THOMSON	Thomson Reuters	68.00	V - customer service fee	MO
81363	1/16/2025	TROPICAL	Tropical Car Wash	640.00	V - fleet maintenance	MO
81364	1/16/2025	UMPQUA	Umpqua Bank	6,250.90	V - credit card	MO
81351	1/6/2025	US POST METR	United States Postal Svc	500.00	V - HA postage	QTRLY
81371	1/23/2025	VALIC	VALIC	1,490.77	V - benefits/ins	MO
81352	1/6/2025	VISION	Vision Services Plan	224.89	V - benefits/ins	MO
81353	1/6/2025	VOYAGER	Voyager Fleet Systems Inc	876.66	V - fleet gas	MO
81381	1/29/2025	VOYAGER	Voyager Fleet Systems Inc	1,002.19	V - fleet gas	MO
81365	1/16/2025	XEROX	Xerox Financial Services	2,090.63	V - copier lease	MO

Report Total

\$68,773.13
=====

Legend of Payment Type	
BOD =	Board of Director
EE =	Employee
V =	Vendor

Camarillo Health Care District

Check Register (Checks and EFTs of All Types)

12:10 PM
4-Feb-25

Sorted by Check Number
January 2025 Checks/EFTs

Check Number	Date	EFT #/ Vendor	Name	Net Amount	Type	Timing
Cash Account #1 [Five Star - General]						
81339	1/6/2025	B&BMAIL	B & B Mailing Services	1,720.14	V - HA bulk mailing	QTRLY
81340	1/6/2025	BAY ALARM	Bay Alarm Company	444.45	V - security camera	MO
81341	1/6/2025	C3 INTEL	C3 Intelligence, Inc	413.00	V - HR/background checks	ONGOING
81342	1/6/2025	COMMANDER	Commander Powered by Proforma	16,630.30	V - HA printing	QTRLY
81343	1/6/2025	DOS CAMINOS	Dos Caminos Plaza	6,072.00	V - COA monthly dues	MO
81344	1/6/2025	HARTFORD	Hartford Life	1,331.63	V - benefits/ins	MO
81345	1/6/2025	ITS	Integrated Telemanagement Services, In	1,232.45	V - telephone services	MO
81346	1/6/2025	MERIPLEX/CPI	Meriplex Solutions	5,220.71	V - IT services	MO
81347	1/6/2025	METLIFE	MetLife Small Business	706.24	V - benefits/ins	MO
81348	1/6/2025	SAFEWAY	Safeway Inc	199.10	V - ADC nutrition	MO
81349	1/6/2025	STAPLES	Staples Business Advantage	736.19	V - office supplies	MO
81350	1/6/2025	STREAMLINE	Streamline	4,032.00	V - web hosting subscription	ANNL
81351	1/6/2025	US POST METR	United States Postal Svc	500.00	V - HA postage	QTRLY
81352	1/6/2025	VISION	Vision Services Plan	224.89	V - benefits/ins	MO
81353	1/6/2025	VOYAGER	Voyager Fleet Systems Inc	876.66	V - fleet gas	MO
81354	1/16/2025	ACCESS	Access TLC Caregivers DBA	1,320.00	V - VCAAA grant	MO
81355	1/16/2025	COLANTUONO	Colantuono, Highsmith, Whatley, PC	1,665.00	V - legal services - Dec	MO
81356	1/16/2025	FRONTIER	Frontier Communications	249.47	V - cable services	MO
81357	1/16/2025	HAYMAN	Hayman Consulting dba	2,880.00	V - comptroller services	MO
81358	1/16/2025	JTS	JTS Facility Services	2,310.00	V - janitorial services	MO
81359	1/16/2025	LANGER	Anna Langer	30.00	V - refund Dementia class	MO
81360	1/16/2025	SAFEWAY	Safeway Inc	281.52	V - ADC nutrition	MO
81361	1/16/2025	SO CA GAS	Southern California Gas	915.41	V - utilities	MO

81362	1/16/2025	THOMSON	Thomson Reuters	68.00	V - customer service fee	MO
81363	1/16/2025	TROPICAL	Tropical Car Wash	640.00	V - fleet maintenance	MO
81364	1/16/2025	UMPQUA	Umpqua Bank	6,250.90	V - credit card	MO
81365	1/16/2025	XEROX	Xerox Financial Services	2,090.63	V - copier lease	MO
81366	1/23/2025	AFLAC	Aflac	1,164.10	V - benefits/ins	MO
81367	1/23/2025	CONEJO AWARD	Conejo Awards Corp	30.03	V - badges	ANNL
81368	1/23/2025	MOVING SR	Moving Seniors Forward	300.00	V - membership	MO
81369	1/23/2025	NICKS WINDOW	Nicolas L. Benitz	300.00	V - window cleaning service	MO
81370	1/23/2025	SAFEWAY	Safeway Inc	296.38	V - ADC nutrition	MO
81371	1/23/2025	VALIC	VALIC	1,490.77	V - benefits/ins	MO
81372	1/29/2025	BYRD	Byrd Locksmithing, Inc	40.00	V - lock maint/repairs	MO
81373	1/29/2025	CSDA	CA Special Districts Assoc	1,740.77	V - financial services	ONGOING
81374	1/29/2025	DIXON	Neal P. Dixon	210.00	BOD	MO
81375	1/29/2025	DIXON ZACHER	Lydia Zacher Dixon	105.00	BOD	MO
81376	1/29/2025	DORIA	Thomas Doria, MD	210.00	BOD	MO
81377	1/29/2025	FEINBERG	Paula-Jeanne Feinberg	210.00	BOD	MO
81378	1/29/2025	LOH	Christopher Loh, MD	210.00	BOD	MO
81379	1/29/2025	LOPEZ, I.	Irasema Lopez	34.00	V - class refund	MO
81380	1/29/2025	SO CA EDISON	Southern California Edison	2,389.20	V - utilities	MO
81381	1/29/2025	VOYAGER	Voyager Fleet Systems Inc	1,002.19	V - fleet gas	MO
Report Total				\$68,773.13		

Legend of Payment Type	
BOD =	Board of Director
EE =	Employee
V =	Vendor

Check Register Monthly Comparison

FY 2024/25

Jul	Aug	Sep	Oct	Nov	Dec	Jan	Feb	Mar	Apr	May	Jun	Mo. Avg (varies through year as amts added)
\$145,876	\$94,486	\$116,569	\$95,395	\$71,523	\$74,715	\$68,773	\$0	\$0	\$0	\$0	\$0	\$95,334
YTD Total											\$667,336	\$0

w/out transfer

Notes FY 24/25

- Jul '24 Progress pymt Auditor \$10,000
- Jul '24 ADC Tovertafel System \$13,030
- Aug '24 Arthur J. Gallagher Ins Policies \$41,172.82
- Aug '24 Tri County Furniture \$4,980.21
- Sept '24 Purchase new Ford Escape \$35,608.83 for SNP
- Sept '24 Tri County Furniture \$7,957.95
- Dec-24 Progress pymt Auditor \$10,000

FY 2023/24

Jul	Aug	Sep	Oct	Nov	Dec	Jan	Feb	Mar	Apr	May	Jun	Mo. Avg (varies through year as amts added)
\$118,020	\$111,879	\$75,824	\$86,545	\$132,980	\$65,631	\$119,502	\$113,739	\$106,342	\$110,845	\$180,318	\$171,827	\$101,483
YTD Total											\$1,393,452	\$0

w/out transfer

Notes FY 23/24:

- Aug '23 OARR Grant \$48k
- Sept '23 OARR Grant \$20k
- Nov '23 OARR Grant \$43k
- Jan '24 Progress pymt Auditor \$10,000
- Jan '24 Purchase new Ford Escape vehicle \$34,890.45
- Jan '24 Various Cabinets/Wall Panels/Tackboard \$5,031 (50% deposit)
- Feb '24 Repair on ADC grease trap \$22,895
- Apr '24 Annual audit pymt \$15,956
- Apr '24 OARR Grant \$29,405
- May-24 Insurance policy renewals \$91,260.65
- May-24 Van wrap \$12,393.48
- Jun-24 Insurance policy renewals \$20,858.00
- Jun-24 Purchase of new computers \$15,950.05
- Jun-24 Purchase of new chairs for board/classroom \$4,150.56
- Jun-24 Purchase of ADC activity equipment \$28,047.00
- Jun-24 Purchase 1 year advertising contract with ACORN \$18,408.00

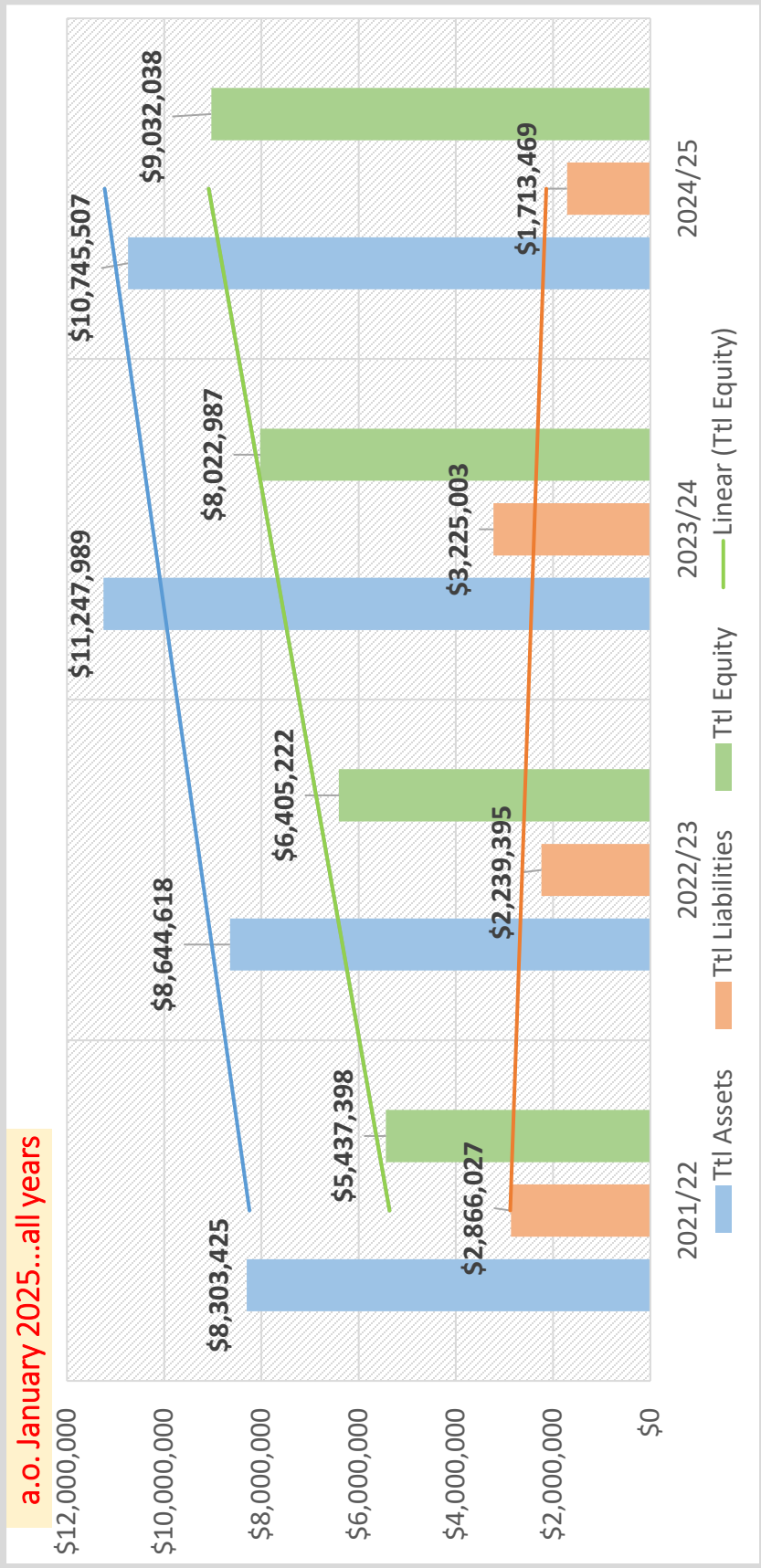
NOTE: this is a comparison of checks only; does not include expenses such as OPEB accrual, salary/benefit expenses, UAL expense, depreciation; July and Aug of each year may or may not include month prior June expenses.

Camarillo Health Care District

Statement of Net Assets

	<u>January 2025</u>	<u>January 2024</u>	<u>\$</u> <u>Variance</u>	<u>%</u> <u>Variance</u>
ASSETS				
Current Assets				
CASH ACCOUNTS				
Cash in General- Five Star	453,592.44	402,778.54	50,813.90	12.6%
Cash in Money Market-Five Star	2,305,874.69	2,792,242.53	(486,367.84)	-17.4%
Cash in Payroll - Five Star	(1,670.47)	0.00	(1,670.47)	100.0%
Petty Cash-Administration	2,000.00	1,000.00	1,000.00	100.0%
Cash Drawer-Community Educ	50.00	50.00	0.00	0.0%
Cash Drawers- Senior Nutrition	85.00	85.00	0.00	0.0%
California Class	3,909,744.38	3,712,926.26	196,818.12	5.3%
Cash-Local Agency Investment	344,041.17	325,136.69	18,904.48	5.8%
Cash - County Treasury Invstmnt	8,029.88	6,371.75	1,658.13	26.0%
Mechanics, Rabo Savings	13,475.43	4,961.52	8,513.91	171.6%
Cash-Restricted-Scholarship	6,203.75	7,183.75	(980.00)	-13.6%
TOTAL CASH ACCOUNTS	7,041,426.27	7,252,736.04	(211,309.77)	-2.9%
Accounts Receivable	10,724.00	(932.00)	11,656.00	1250.6%
Employee Advance	722.83	0.00	722.83	100.0%
Accrued Interest Receivable	850.02	551.59	298.43	54.1%
City of Cam CDBG CV3 Rec	0.00	16,666.69	(16,666.69)	-100.0%
City of Cam Care-A-Van	0.00	28,500.00	(28,500.00)	-100.0%
City of Cam CDBG VR	2,666.69	2,000.00	666.69	33.3%
Grant-VCAAA -Sr Nutrition Recl (3C)	76,585.78	27,208.00	49,377.78	181.5%
Grant-VCAAA Caregiver Rec (3E)	11,432.00	12,283.29	(851.29)	-6.9%
Grant-VCAAA SS Line Rec (3B)	15,360.00	7,526.00	7,834.00	104.1%
Grant - VCAAA OARR Legal	4,961.36	79,551.94	(74,590.58)	-93.8%
Grant - CDA Cal Grows	0.00	1,525.00	(1,525.00)	-100.0%
Contract-PICF-Falls	0.00	3,995.42	(3,995.42)	-100.0%
Due Fr County-Property Tax	165,450.45	334,686.60	(169,236.15)	-50.6%
TOTAL Current Assets	7,330,179.40	7,766,298.57	(436,119.17)	-5.6%
Fixed Assets				
Buildings & Improvements	3,187,660.37	3,188,100.36	(439.99)	0.0%
IS Equip	92,254.32	102,122.40	(9,868.08)	-9.7%
Equipment & Furnishings	276,736.58	261,613.23	15,123.35	5.8%
Transportation Vehicles	346,039.64	343,561.04	2,478.60	0.7%
Accum Depreciation-Buildings	(2,366,441.56)	(2,276,414.71)	(90,026.85)	-4.0%
Accum Depreciation-IS Equip	(91,800.99)	(100,989.07)	9,188.08	9.1%
Accum Depreciation-Equip&Furn	(192,568.56)	(196,327.77)	3,759.21	1.9%
Accum Depreciation-Vehicles	(231,272.85)	(219,514.84)	(11,758.01)	-5.4%
TOTAL Fixed Assets	1,020,606.95	1,102,150.64	(81,543.69)	-7.4%
Other Assets				
Prepaid Insurance	57,879.40	54,418.53	3,460.87	6.4%
Prepaid Workers Comp	(29,477.45)	(24,486.12)	(4,991.33)	-20.4%
Prepaid Other	16,394.45	411.15	15,983.30	3887.5%

	<i>January 2025</i>	<i>January 2024</i>	<i>\$ Variance</i>	<i>% Variance</i>
Prepaid Postage	516.48	121.61	394.87	324.7%
Pre Paid Rental/Lease	0.00	(333.00)	333.00	100.0%
Deferred Outflows of Resources GASB 68	1,850,122.00	1,850,122.00	0.00	0.0%
Overfunded GASB 75	12,151.00	12,151.00	0.00	0.0%
Deferred Outflows of Resources GASB 75	487,135.00	487,135.00	0.00	0.0%
TOTAL Other Assets	2,394,720.88	2,379,540.17	15,180.71	0.6%
TOTAL ASSETS	10,745,507.23	11,247,989.38	(502,482.15)	-4.5%
LIABILITIES				
Current Liabilities				
Accounts Payable	16,802.03	15,364.13	1,437.90	9.4%
Medical Premium Payable-Emp	0.00	480.45	(480.45)	-100.0%
Accrued Vacation	85,119.58	92,992.35	(7,872.77)	-8.5%
Scholarships-Volunteer Expense	1,595.97	1,595.97	0.00	0.0%
Scholarships-Senior Services	4,607.78	5,587.78	(980.00)	-17.5%
Deferred Revenue	0.00	3,637.99	(3,637.99)	-100.0%
TOTAL Current Liabilities	108,125.36	119,658.67	(11,533.31)	-9.6%
Long-Term Liabilities				
Net Pension Liability GASB 68	671,170.00	2,171,170.00	(1,500,000.00)	-69.1%
Deferred Inflows of Resources GASB 68	161,022.00	161,022.00	0.00	0.0%
Deferred Inflows of Resources GASB 75	773,152.00	773,152.00	0.00	0.0%
TOTAL Long-Term Liabilities	1,605,344.00	3,105,344.00	(1,500,000.00)	-48.3%
TOTAL LIABILITIES	1,713,469.36	3,225,002.67	(1,511,533.31)	-46.9%
EQUITY				
Designated Reserves	2,999,201.22	2,999,201.22	0.00	0.0%
Retained Earnings	5,185,625.58	4,033,500.48	1,152,125.10	28.6%
Year-to-Date Earnings	847,211.07	990,285.01	(143,073.94)	-14.4%
TOTAL EQUITY	9,032,037.87	8,022,986.71	1,009,051.16	12.6%
TOTAL LIABILITIES & EQUITY	10,745,507.23	11,247,989.38	(502,482.15)	-4.5%



**Camarillo Health Care District
Investment & Reserves Report**

**31-Jan-25
2024 - 2025**

LAIF & CLASS	1/31/2025	Interest Earned	Quick Ratio	Current Ratio
Vehicle Fleet Reserve	84,793	2,404		
Technology Reserve	170,661	4,839		
Project/Special Use Reserve	169,623	4,810		
Capital Improvement Reserve	565,410	16,033		
General Operating Reserve	1,145,817	32,491		
Undesignated - General Operating	2,117,481	60,577		
Total LAIF & CLASS	4,253,786	121,155	65.12	67.79

Five Star Bank

General Operating Fund - Five Star	451,922
Payroll - Five Star	0
Money Market Fund - Five Star	33,964
Total Five Star Bank	33,963.68

Mechanics Bank

Checking	0	0.00
Savings	13,475	1.25
Total Savings & CD's	13,475	1.25

Scholarships & Petty Cash Funds

Scholarships & Petty Cash Funds	8,339
--	--------------

Ventura County Treasurer Pool

Ventura County Treasurer Pool	8,030	925
Total in interest earning accounts	7,041,426	156,045

Reserve Funds	6/30/2024		2024		2024/2025		1/31/2025		Annual Funding Goal
	Minimum Target	Balance	Allocated	Interest	Interest	Balance	Balance		
Vehicle Fleet Reserve	75,000	82,389	0	2,404	2,404	84,793	84,793	5,000	
Technology Reserve	150,000	165,822	0	4,839	4,839	170,661	170,661	5,000	
Project/Special Use Reserve	150,000	164,813	0	4,810	4,810	169,623	169,623	5,000	
Capital Improvement Reserve	500,000	549,377	0	16,033	16,033	565,410	565,410	10,000	
General Operating Reserve	1,941,834	1,113,326	0	32,491	32,491	1,145,817	1,145,817	100,000	
Reserves & Contingencies	2,816,834	2,075,727	0	60,578	60,578	2,136,305	2,136,305	125,000	

Per California Government Code Section 53600 et. Seq., specifically section 53646 and section 53607, the attached investment report details all investment related activity in the current period. Camarillo Health Care District's (CHCD) investable funds are currently invested in California CLASS, LAIF, and the Ventura County Treasurer's Investment pool, and their individual investment transactions are not reportable under the government code. That said, CHCD's investment policy has taken a prudent investment course, in compliance with the "Prudent Investor's Policy" designed to protect public funds.

Camarillo Health Care District

Statements of Activities

Year-to-Date Variance, January 2025 - current month, Consolidated by department

	<i>7 Months Ended January 31, 2025</i>	<i>7 Months Ended January 31, 2025 Budget</i>	<i>Variance Fav/<Unf></i>	<i>% Var</i>
REVENUE				
Tax Revenue-Admin	2,196,865.03	2,038,494.50	158,370.53	7.8 %
Community Education	10,419.00	16,843.12	(6,424.12)	-38.1 %
Transportation Fees	2,760.00	9,520.00	(6,760.00)	-71.0 %
Transport Fees ADC	22,510.00	17,955.00	4,555.00	25.4 %
Sr Nutrition Home Delivered	14,143.52	19,477.50	(5,333.98)	-27.4 %
Contract-PICF-Falls	875.00	204.19	670.81	328.5 %
ADC Fees	138,290.00	163,716.00	(25,426.00)	-15.5 %
Grant-VCAAA Caregiver Respite	17,470.00	23,333.31	(5,863.31)	-25.1 %
Grant - CDA Cal Grows	3,244.24	4,900.00	(1,655.76)	-33.8 %
Donations-Scholarship	960.00	1,516.69	(556.69)	-36.7 %
Sponsorship	0.00	466.69	(466.69)	-100.0 %
Healthy Attitude Advertising	4,000.00	2,333.31	1,666.69	71.4 %
Interest Income	156,045.01	145,833.31	10,211.70	7.0 %
Facility Use Rental	435.00	560.00	(125.00)	-22.3 %
Facility Use-Lease	5,536.07	5,507.25	28.82	0.5 %
Donations	2,105.00	291.69	1,813.31	621.7 %
Fischer Fund Distribution	153,807.95	150,000.00	3,807.95	2.5 %
Grant-VCAAA-Sr Nutrition	109,981.78	119,427.56	(9,445.78)	-7.9 %
Grant- City of Cam CDBG VR	4,666.69	4,666.69	0.00	
Grant-VCAAA-SS Line	27,033.00	29,166.69	(2,133.69)	-7.3 %
TOTAL REVENUE	2,871,147.29	2,754,213.50	116,933.79	4.2 %
	2,871,147.29	2,754,213.50	116,933.79	4.2 %
	2,871,147.29	2,754,213.50	116,933.79	4.2 %
EXPENSES				
Salaries	943,915.10	1,227,039.38	283,124.28	23.1 %
Payroll Taxes	73,955.82	96,090.19	22,134.37	23.0 %
Bene-Employer Expense to PERS Health	122,875.95	213,008.74	90,132.79	42.3 %
Bene-Employer Expense to PERS pension	81,972.35	103,013.19	21,040.84	20.4 %
Benefits - Workers Comp	12,873.40	19,815.18	6,941.78	35.0 %
Benefits - Life/ADD	19,386.92	20,519.31	1,132.39	5.5 %
Benefits-OPEB (Retiree)	64,443.55	57,117.13	(7,326.42)	-12.8 %
PERS Retirement UAL	20,116.25	76,141.31	56,025.06	73.6 %

	<i>7 Months Ended January 31, 2025</i>	<i>7 Months Ended January 31, 2025 Budget</i>	<i>Variance Fav/<Unf></i>	<i>% Var</i>
Audit Fees	20,000.00	20,000.00	0.00	
Partnershp Initiatives	0.00	583.31	583.31	100.0 %
Legal Fees	20,646.00	38,500.00	17,854.00	46.4 %
Contractors-Operations	60,095.56	72,573.06	12,477.50	17.2 %
Contractors Facilities	21,405.49	26,675.18	5,269.69	19.8 %
Instructor Agreement Fees	2,562.00	4,687.69	2,125.69	45.3 %
Community/Staff Outreach	3,408.29	7,845.81	4,437.52	56.6 %
Dues/Subscriptions	35,769.06	26,226.62	(9,542.44)	-36.4 %
Continuing Education-Trustee	17,831.23	8,442.56	(9,388.67)	-111.2 %
Continuing Education-Staff	15,299.10	38,480.19	23,181.09	60.2 %
Board Stipend/Costs	4,305.00	7,595.00	3,290.00	43.3 %
Emerging Community Opportunities	0.00	50,000.00	50,000.00	100.0 %
Election Costs	0.00	45,000.00	45,000.00	100.0 %
LAFCO Assessments	3,077.00	1,794.94	(1,282.06)	-71.4 %
Mileage	3,159.74	6,937.00	3,777.26	54.5 %
Program Matls/Activities	2,673.33	13,876.38	11,203.05	80.7 %
Gas & Oil	7,485.88	16,053.31	8,567.43	53.4 %
Fleet Maintenance	12,051.53	17,721.69	5,670.16	32.0 %
Minor Equipment	55,907.78	14,050.75	(41,857.03)	-297.9 %
Supplies	15,366.49	29,660.68	14,294.19	48.2 %
Postage	23,250.01	25,709.25	2,459.24	9.6 %
Advertising & Promotion	3,187.89	19,687.50	16,499.61	83.8 %
Refunds	1,429.00	845.81	(583.19)	-69.0 %
Printing	50,181.24	59,252.13	9,070.89	15.3 %
Repairs & Maintenance	29,994.65	17,691.38	(12,303.27)	-69.5 %
Association Fees	42,504.00	42,567.63	63.63	0.1 %
Insurance	65,242.51	63,194.81	(2,047.70)	-3.2 %
Storage Rent/Equip Lease	5,688.17	5,320.56	(367.61)	-6.9 %
Telephone	17,511.01	17,360.07	(150.94)	-0.9 %
IT Services	48,847.29	43,166.69	(5,680.60)	-13.2 %
Utilities	26,906.12	24,500.00	(2,406.12)	-9.8 %
Licenses & Fees	4,206.61	4,579.12	372.51	8.1 %
Bank & Credit Card Charges	2,559.59	700.00	(1,859.59)	-265.7 %
TOTAL EXPENSES	1,962,090.91	2,584,023.55	621,932.64	24.1 %
OPERATING RESULTS	909,056.38	170,189.95	738,866.43	434.1 %
OTHER INCOME & EXPENSE				
Grant - CCLTSS	0.00	6,666.94	(6,666.94)	-100.0 %
Other Income -Administration	5,238.00	5,877.69	(639.69)	-10.9 %
Depreciation Expense	(67,083.31)	(70,000.00)	2,916.69	4.2 %
TOTAL OTHER INCOME & EXPENSE	(61,845.31)	(57,455.37)	(4,389.94)	-7.6 %
AFTER OTHER INCOME & EXPENSE	847,211.07	112,734.58	734,476.49	651.5 %

	<i>7 Months Ended January 31, 2025</i>	<i>7 Months Ended January 31, 2025 Budget</i>	<i>Variance Fav/<Unf></i>	<i>% Var</i>
NET RESULTS	847,211.07	112,734.58	734,476.49	651.5 %

Camarillo Health Care District

Statements of Activities

Year-to-Date Only, January 2025 - current month, January 2024 - 12 months back, Consolidated by department

	<i>7 Months Ended January 31, 2025</i>	<i>7 Months Ended January 31, 2024</i>	<i>Variance Fav/<Unf></i>	<i>% Var</i>
REVENUE				
Tax Revenue-Admin	2,196,865.03	2,256,354.60	(59,489.57)	-2.6 %
Community Education	10,419.00	6,988.00	3,431.00	49.1 %
Transportation Fees	2,760.00	3,807.50	(1,047.50)	-27.5 %
Transport Fees ADC	22,510.00	17,962.00	4,548.00	25.3 %
Sr Nutrition Home Delivered	14,143.52	19,474.30	(5,330.78)	-27.4 %
Contract-PICF-Falls	875.00	8,278.28	(7,403.28)	-89.4 %
ADC Fees	138,290.00	111,007.00	27,283.00	24.6 %
Grant-VCAAA Caregiver Respite	17,470.00	16,357.53	1,112.47	6.8 %
Grant - AAA OARR Legal	0.00	144,300.25	(144,300.25)	-100.0 %
Grant - CDA Cal Grows	3,244.24	7,267.24	(4,023.00)	-55.4 %
Donations-Scholarship	960.00	70.00	890.00	1271.4 %
Healthy Attitude Advertising	4,000.00	4,000.00	0.00	
Interest Income	156,045.01	150,080.30	5,964.71	4.0 %
Facility Use Rental	435.00	4,496.00	(4,061.00)	-90.3 %
Facility Use-Lease	5,536.07	6,143.25	(607.18)	-9.9 %
Donations	2,105.00	382.00	1,723.00	451.0 %
Fischer Fund Distribution	153,807.95	151,615.42	2,192.53	1.4 %
Grant-VCAAA-Sr Nutrition	109,981.78	93,611.80	16,369.98	17.5 %
Grant -City of Cam-CDBG CV3	0.00	29,166.69	(29,166.69)	-100.0 %
SCAN Grant	0.00	2,500.00	(2,500.00)	-100.0 %
Grant- City of Cam CDBG VR	4,666.69	3,500.00	1,166.69	33.3 %
Grant-VCAAA-SS Line	27,033.00	29,342.02	(2,309.02)	-7.9 %
TOTAL REVENUE	2,871,147.29	3,066,704.18	(195,556.89)	-6.4 %
	2,871,147.29	3,066,704.18	(195,556.89)	-6.4 %
	2,871,147.29	3,066,704.18	(195,556.89)	-6.4 %
EXPENSES				
Salaries	943,915.10	936,832.29	(7,082.81)	-0.8 %
Payroll Taxes	73,955.82	73,031.28	(924.54)	-1.3 %
Bene-Employer Expense to PERS Health	122,875.95	121,617.19	(1,258.76)	-1.0 %
Bene-Employer Expense to PERS pension	81,972.35	78,334.37	(3,637.98)	-4.6 %
Benefits - Workers Comp	12,873.40	14,379.84	1,506.44	10.5 %
Benefits - Life/ADD	19,386.92	18,864.80	(522.12)	-2.8 %
Benefits-OPEB (Retiree)	64,443.55	45,314.61	(19,128.94)	-42.2 %
PERS Retirement UAL	20,116.25	92,624.00	72,507.75	78.3 %

	<i>7 Months Ended January 31, 2025</i>	<i>7 Months Ended January 31, 2024</i>	<i>Variance Fav/<Unf></i>	<i>% Var</i>
Audit Fees	20,000.00	10,000.00	(10,000.00)	-100.0 %
Legal Fees	20,646.00	29,914.04	9,268.04	31.0 %
Contractors-Operations	60,095.56	65,110.93	5,015.37	7.7 %
Contractors Facilities	21,405.49	20,848.05	(557.44)	-2.7 %
Contractors - Grants	0.00	57,873.79	57,873.79	100.0 %
Instructor Agreement Fees	2,562.00	2,157.40	(404.60)	-18.8 %
Community/Staff Outreach	3,408.29	5,607.38	2,199.09	39.2 %
Dues/Subscriptions	35,769.06	36,804.91	1,035.85	2.8 %
Continuing Education-Trustee	17,831.23	16,797.57	(1,033.66)	-6.2 %
Continuing Education-Staff	15,299.10	20,437.15	5,138.05	25.1 %
Board Stipend/Costs	4,305.00	3,900.00	(405.00)	-10.4 %
LAFCO Assessments	3,077.00	2,535.00	(542.00)	-21.4 %
Mileage	3,159.74	5,070.74	1,911.00	37.7 %
Program Matls/Activities	2,673.33	8,281.73	5,608.40	67.7 %
Gas & Oil	7,485.88	9,913.74	2,427.86	24.5 %
Fleet Maintenance	12,051.53	10,765.79	(1,285.74)	-11.9 %
Minor Equipment	55,907.78	7,044.89	(48,862.89)	-693.6 %
Supplies	15,366.49	10,574.06	(4,792.43)	-45.3 %
Postage	23,250.01	24,482.78	1,232.77	5.0 %
Advertising & Promotion	3,187.89	9,688.33	6,500.44	67.1 %
Refunds	1,429.00	913.00	(516.00)	-56.5 %
Printing	50,181.24	66,390.28	16,209.04	24.4 %
Repairs & Maintenance	29,994.65	18,376.89	(11,617.76)	-63.2 %
Association Fees	42,504.00	42,756.86	252.86	0.6 %
Insurance	65,242.51	60,193.31	(5,049.20)	-8.4 %
Storage Rent/Equip Lease	5,688.17	5,380.74	(307.43)	-5.7 %
Telephone	17,511.01	15,453.04	(2,057.97)	-13.3 %
IT Services	48,847.29	39,271.45	(9,575.84)	-24.4 %
Utilities	26,906.12	25,017.22	(1,888.90)	-7.6 %
Licenses & Fees	4,206.61	1,237.29	(2,969.32)	-240.0 %
Bank & Credit Card Charges	2,559.59	220.62	(2,338.97)	-1060.2 %
TOTAL EXPENSES	1,962,090.91	2,014,017.36	51,926.45	2.6 %
OPERATING RESULTS	909,056.38	1,052,686.82	(143,630.44)	-13.6 %
OTHER INCOME & EXPENSE				
Other Income -Administration	5,238.00	4,681.50	556.50	11.9 %
Depreciation Expense	(67,083.31)	(67,083.31)	0.00	
TOTAL OTHER INCOME & EXPENSE	(61,845.31)	(62,401.81)	556.50	0.9 %
AFTER OTHER INCOME & EXPENSE	847,211.07	990,285.01	(143,073.94)	-14.4 %
NET RESULTS	847,211.07	990,285.01	(143,073.94)	-14.4 %

Camarillo Health Care District

Statements of Activities

**Year-to-Date Performance, January 2025 - current month, Consolidated
by department**

	<i>7 Months Ended January 31, 2025</i>	<i>Annual Budget</i>	<i>Unused</i>	<i>% Used</i>
REVENUE				
Tax Revenue-Admin	2,196,865.03	3,494,562.00	1,297,696.97	62.9 %
Community Education	10,419.00	28,874.00	18,455.00	36.1 %
Transportation Fees	2,760.00	16,320.00	13,560.00	16.9 %
Transport Fees ADC	22,510.00	30,780.00	8,270.00	73.1 %
Sr Nutrition Home Delivered	14,143.52	33,390.00	19,246.48	42.4 %
Contract-PICF-Falls	875.00	350.00	(525.00)	250.0 %
ADC Fees	138,290.00	280,656.00	142,366.00	49.3 %
Grant-VCAAA Caregiver Respite	17,470.00	40,000.00	22,530.00	43.7 %
Grant - CDA Cal Grows	3,244.24	8,400.00	5,155.76	38.6 %
Donations-Scholarship	960.00	2,600.00	1,640.00	36.9 %
Sponsorship	0.00	800.00	800.00	
Healthy Attitude Advertising	4,000.00	4,000.00	0.00	100.0 %
Interest Income	156,045.01	250,000.00	93,954.99	62.4 %
Facility Use Rental	435.00	960.00	525.00	45.3 %
Facility Use-Lease	5,536.07	9,441.00	3,904.93	58.6 %
Donations	2,105.00	500.00	(1,605.00)	421.0 %
Fischer Fund Distribution	153,807.95	150,000.00	(3,807.95)	102.5 %
Grant-VCAAA-Sr Nutrition	109,981.78	204,733.00	94,751.22	53.7 %
Grant- City of Cam CDBG VR	4,666.69	8,000.00	3,333.31	58.3 %
Grant-VCAAA-SS Line	27,033.00	50,000.00	22,967.00	54.1 %
TOTAL REVENUE	2,871,147.29	4,614,366.00	1,743,218.71	62.2 %
	2,871,147.29	4,614,366.00	1,743,218.71	62.2 %
	2,871,147.29	4,614,366.00	1,743,218.71	62.2 %
EXPENSES				
Salaries	943,915.10	2,103,496.00	1,159,580.90	44.9 %
Payroll Taxes	73,955.82	164,726.00	90,770.18	44.9 %
Bene-Employer Expense to PERS Health	122,875.95	365,158.00	242,282.05	33.7 %
Bene-Employer Expense to PERS pension	81,972.35	176,594.00	94,621.65	46.4 %
Benefits - Workers Comp	12,873.40	33,969.00	21,095.60	37.9 %
Benefits - Life/ADD	19,386.92	35,176.00	15,789.08	55.1 %
Benefits-OPEB (Retiree)	64,443.55	97,915.00	33,471.45	65.8 %
PERS Retirement UAL	20,116.25	130,528.00	110,411.75	15.4 %

	<i>7 Months Ended January 31, 2025</i>	<i>Annual Budget</i>	<i>Unused</i>	<i>% Used</i>
Audit Fees	20,000.00	20,000.00	0.00	100.0 %
Partnership Initiatives	0.00	1,000.00	1,000.00	
Legal Fees	20,646.00	66,000.00	45,354.00	31.3 %
Contractors-Operations	60,095.56	124,411.00	64,315.44	48.3 %
Contractors Facilities	21,405.49	45,729.00	24,323.51	46.8 %
Instructor Agreement Fees	2,562.00	8,036.00	5,474.00	31.9 %
Community/Staff Outreach	3,408.29	13,450.00	10,041.71	25.3 %
Dues/Subscriptions	35,769.06	44,960.00	9,190.94	79.6 %
Continuing Education-Trustee	17,831.23	14,473.00	(3,358.23)	123.2 %
Continuing Education-Staff	15,299.10	65,966.00	50,666.90	23.2 %
Board Stipend/Costs	4,305.00	13,020.00	8,715.00	33.1 %
Emerging Community Opportunities	0.00	100,000.00	100,000.00	
Election Costs	0.00	45,000.00	45,000.00	
LAFCO Assessments	3,077.00	3,077.00	0.00	100.0 %
Mileage	3,159.74	11,892.00	8,732.26	26.6 %
Program Matls/Activities	2,673.33	23,788.00	21,114.67	11.2 %
Gas & Oil	7,485.88	27,520.00	20,034.12	27.2 %
Fleet Maintenance	12,051.53	30,380.00	18,328.47	39.7 %
Minor Equipment	55,907.78	24,087.00	(31,820.78)	232.1 %
Supplies	15,366.49	50,847.00	35,480.51	30.2 %
Postage	23,250.01	44,073.00	20,822.99	52.8 %
Advertising & Promotion	3,187.89	33,750.00	30,562.11	9.4 %
Refunds	1,429.00	1,450.00	21.00	98.6 %
Printing	50,181.24	101,575.00	51,393.76	49.4 %
Repairs & Maintenance	29,994.65	30,328.00	333.35	98.9 %
Association Fees	42,504.00	72,973.00	30,469.00	58.2 %
Insurance	65,242.51	108,334.00	43,091.49	60.2 %
Storage Rent/Equip Lease	5,688.17	9,121.00	3,432.83	62.4 %
Telephone	17,511.01	29,760.00	12,248.99	58.8 %
IT Services	48,847.29	74,000.00	25,152.71	66.0 %
Utilities	26,906.12	42,000.00	15,093.88	64.1 %
Licenses & Fees	4,206.61	7,850.00	3,643.39	53.6 %
Bank & Credit Card Charges	2,559.59	1,200.00	(1,359.59)	213.3 %
TOTAL EXPENSES	1,962,090.91	4,397,612.00	2,435,521.09	44.6 %
OPERATING RESULTS	909,056.38	216,754.00	(692,302.38)	419.4 %
OTHER INCOME & EXPENSE				
Grant - CCLTSS	0.00	11,429.00	11,429.00	
Other Income -Administration	5,238.00	10,076.00	4,838.00	52.0 %
Depreciation Expense	(67,083.31)	(120,000.00)	(52,916.69)	55.9 %
TOTAL OTHER INCOME & EXPENSE	(61,845.31)	(98,495.00)	(36,649.69)	62.8 %
AFTER OTHER INCOME & EXPENSE	847,211.07	118,259.00	(728,952.07)	716.4 %

	<i>7 Months Ended January 31, 2025</i>	<i>Annual Budget</i>	<i>Unused</i>	<i>% Used</i>
NET RESULTS	847,211.07	118,259.00	(728,952.07)	716.4 %



SECTION 8

BOARD ACTION ITEM 8-A

**DISTRICT ORDINANCE 25-01
ESTABLISHING THE COMPENSATION OF DIRECTORS**

ORDINANCE NO. 25-01

**ORDINANCE OF THE GOVERNING BOARD OF THE
CAMARILLO HEALTH CARE DISTRICT ESTABLISHING
THE COMPENSATION OF DIRECTORS**

WHEREAS, Health and Safety Code section 32103, subdivision (b), authorizes the Board of Directors to adopt an ordinance pursuant to Water Code section 20200 et seq. to compensate each director above the amount established in Section 32103, subdivision (a);

WHEREAS, Section 3 of the District By-Laws state, *“Members of the Board of Directors may receive one hundred-five dollars \$105 per District meeting attended, not to exceed (5) meetings per month”*, consistent with Health and Safety Code section 32103, subdivision (a);

WHEREAS, Water Code section 20202 states, *“In any ordinance adopted pursuant to this chapter to increase the amount of compensation which may be received by members of the governing board of a water district above the amount of one hundred dollars (\$100) per day, the increase may not exceed an amount equal to 5 percent, for each calendar year following the operative date of the last adjustment, of the compensation which is received when the ordinance is adopted”*;

WHEREAS, the Board desires to increase the compensation of directors pursuant to Water Code sections 20200 et seq. by 5 percent for the calendar year;

WHEREAS, notice of a public hearing was published pursuant to Government Code section 6066 and Water Code section 20203, and proof of publication of said notice on January 14, 2025, and January 20, 2025, in the Ventura County Star was filed with the Board Clerk;

WHEREAS, the public hearing on the adoption of this ordinance was held on January 23, 2025, as required by Water Code section 20203.

NOW, THEREFORE, BE IT ORDAINED that:

1. Compensation. Pursuant to section 20202 of the Water Code, the standard and maximum compensation of each director of the Board shall be \$110.25 per District meeting attended, as described in Section 3 of Article III of the District By-Laws.
2. Effective Date. Pursuant to Water Code section 20204, this ordinance shall take effect 60 days after its final passage.



PASSED AND ADOPTED by the Governing Board of the Camarillo Health Care District on this 27th day of February, 2025, by the following vote:

AYES: _____

NAYS: _____

ABSENT: _____

ABSTAIN: _____

Neal Dixon, MD, President
Board of Directors
Camarillo Health Care District

Paula Feinberg, Clerk of the Board
Board of Directors
Camarillo Health Care District



SECTION 8

BOARD ACTION ITEM 8-B

**RESOLUTION 25-04, NOMINATE CANDIDATE FOR THE
CSDA BOARD OF DIRECTORS, SEAT B, 2026-2028 TERM**



RESOLUTION NO. 25-04

RESOLUTION TO NOMINATE A CANDIDATE FOR CSDA BOARD OF DIRECTORS, SEAT B, 2026-2028 TERM

Resolution of the Board of Directors
Camarillo Health Care District
Camarillo, California

WHEREAS, the California Special Districts Association (CSDA) has notified the District of a vacancy on the CSDA Board of Directors; and

WHEREAS, the Camarillo Health Care District is a member of CSDA and is therefore eligible to nominate a board member or managerial employee for election to the CSDA Board of Directors; and

WHEREAS, _____ is a board member/managerial employee of the Camarillo Health Care District.

THEREFORE BE IT RESOLVED, that the Board of Directors of the Camarillo Health Care District does, hereby, nominate _____ for election as a director of CSDA and directs the Chief Administrative Officer to submit a signed copy of this Resolution and nomination form to CSDA.

ADOPTED, SIGNED AND APPROVED this 27th day of February 2025.

Neal Dixon, MD, President
Board of Directors
Camarillo Health Care District

Attest: _____
Paula Feinberg, Clerk of the Board
Board of Directors
Camarillo Health Care District

STATE OF CALIFORNIA)

COUNTY OF VENTURA) ss

I, Paula Feinberg, Clerk of the Board of Directors of the Camarillo Health Care District

DO HEREBY CERTIFY that the foregoing Resolution 25-04 was duly adopted by the Board of Directors of said District at a Regular Meeting held on the 27th day of February 2025 and it was adopted by the following vote:

AYES: _____

NAYS: _____

ABSENT: _____

ABSTAIN: _____

Paula Feinberg, Clerk of the Board
Board of Directors
Camarillo Health Care District



**California Special
Districts Association**

Districts Stronger Together

DATE: February 10, 2025

TO: CSDA Voting Member Presidents and General Managers

FROM: CSDA Elections and Bylaws Committee

SUBJECT: **CSDA BOARD OF DIRECTORS CALL FOR NOMINATIONS
SEAT B**

The Elections and Bylaws Committee is looking for Independent Special District Board Members or their General Managers who are interested in leading the direction of the California Special Districts Association for the 2026 - 2028 term.

The leadership of CSDA is elected from its six geographical networks. Each of the six networks has three seats on the Board with staggered 3-year terms. Candidates must be affiliated with an independent special district that is a CSDA Regular Member in good standing and located within the geographic network that they seek to represent.
(See attached CSDA Network Map)

The CSDA Board of Directors is the governing body responsible for all policy decisions related to CSDA's member services, legislative advocacy, professional development, and other resources for members. The Board of Directors is crucial to the operation of the Association and to the representation of the common interests of all California's special districts before the Legislature and the State Administration. Serving on the Board requires one's interest in the issues confronting special districts statewide.

Commitment and Expectations:

- Attend all Board meetings, usually 4-5 meetings annually, at the CSDA office in Sacramento.
- Participate on at least one committee, meets 3-5 times a year at the CSDA office in Sacramento.
(CSDA reimburses Directors for their related expenses for Board and committee meetings as outlined in Board policy).
- Attend, at minimum, the following CSDA annual events: Special Districts Legislative Days - held in the spring, and the CSDA Annual Conference - held in the fall.
*(CSDA does **not** reimburse expenses for the two conferences even if a Board or committee meeting is held in conjunction with the event)*
- Complete all four modules of CSDA's Special District Leadership Academy within 2 years of being elected.
*(CSDA does **not** reimburse expenses for the Academy classes even if a Board or committee meeting is held in conjunction with the event).*

Nomination Procedures: Any Regular Member district in good standing is eligible to nominate one person, a board member or managerial employee (as defined by that district's Board of Directors), for election to the CSDA Board of Directors. **A copy of the member district's resolution or minute action and Candidate Information Sheet must accompany the nomination. The deadline for receiving nominations in the Northern Network is April 21, 2025. The deadline for receiving nominations in all other Networks is April 11, 2025. Nominations and supporting documentation may be mailed or emailed.**

Mail: 1112 I Street, Suite 200, Sacramento, CA 95814
Fax: 916.442.7889
E-mail: amberp@csda.net

Once received, nominees will receive a candidate's letter. The letter will serve as confirmation that CSDA has received the nomination and will also include campaign guidelines.

CSDA will begin electronic voting on June 10, 2025. All votes must be received through the system no later than 5:00 p.m. July 25, 2025. The successful candidates will be notified no later than July 29, 2025. All selected Board Members will be introduced at the Annual Conference in Monterey, CA in August 2025.

Expiring Terms

(See enclosed map for Network breakdown)

Northern Network	Seat B – Kim Seney, Director, Gold Mountain Community Services District
Sierra Network	Seat B – Jerry Gilmore, Director, Truckee Sanitary District*
Bay Area Network	Seat B – Ryan Clausnitzer, General Manager, Alameda County Mosquito Abatement District*
Central Network	Seat B – Lorenzo Rios, CEO, Clovis Veterans Memorial District*
Coastal Network	Seat B – Scott Duffield, General Manager, Heritage Ranch Community Services District*
Southern Network	Seat B – Don Bartz, General Manager, Phelan Pinon Hills Community Services District*

(* = Incumbent is running for re-election)

CSDA will be using a web-based online voting system allowing your district to cast your vote easily and securely. Electronic Ballots will be emailed to the main contact in your district June 10, 2025. All votes must be received through the system no later than 5:00 p.m. July 25, 2025.

*Districts can opt to cast a paper ballot instead; but you must contact Amber Phelen by e-mail amberp@csda.net by **April 25, 2025** in order to ensure that you will receive a paper ballot on time.*

CSDA will mail paper ballots on June 10, 2025 per district request only.

If you have any questions, please contact Amber Phelen at amberp@csda.net.



**California Special
Districts Association**
Districts Stronger Together

2026-2028 TERM BOARD OF DIRECTORS NOMINATION FORM

Name of Candidate: _____

District: _____

Mailing Address: _____

Network: _____ (see map)

Telephone: _____

(PLEASE BE SURE THE PHONE NUMBER IS ONE WHERE WE CAN REACH THE CANDIDATE)

Fax: _____

E-mail: _____

Nominated by (optional): _____

Return this form, a Board resolution/minute action supporting the candidate, and Candidate Information Sheet by mail or email to:

CSDA
Attn: Amber Phelen
1112 I Street, Suite 200
Sacramento, CA 95814
(877) 924-2732

amberp@csda.net

DEADLINE FOR RECEIVING NOMINATIONS:

Northern Network - Extended due to vacancy: April 21, 2025 at 5:00 p.m.

All other networks: April 11, 2025 at 5:00 p.m.



2026-2028 TERM - CSDA BOARD CANDIDATE INFORMATION SHEET

The following information **MUST** accompany your nomination form and Resolution/minute order:

Name: _____

District/Company: _____

Title: _____

Elected/Appointed/Staff: _____

Length of Service with District: _____

1. Do you have current involvement with CSDA (such as committees, events, workshops, conferences, Governance Academy, etc.):

2. Have you ever been associated with any other state-wide associations (CSAC, ACWA, League, etc.):

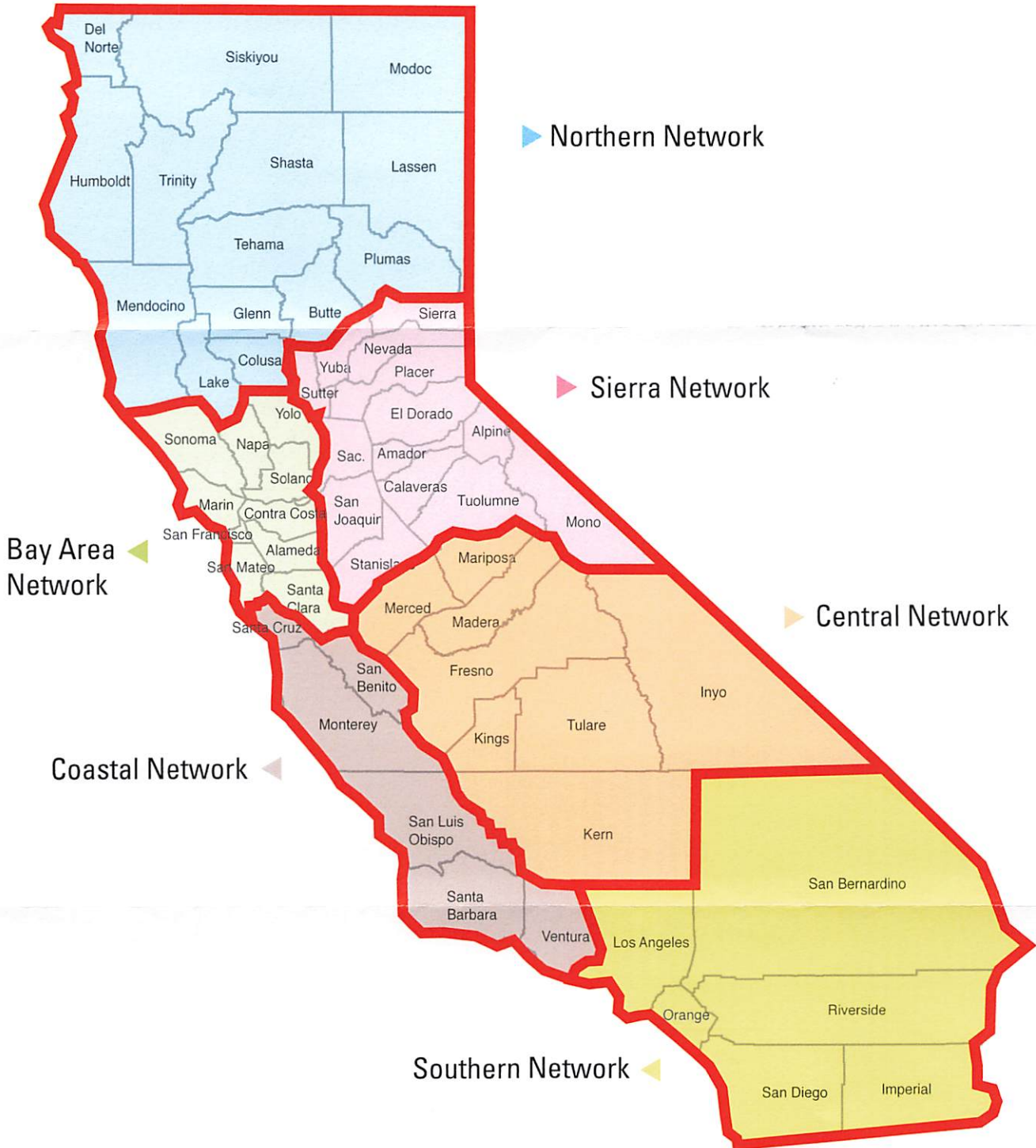
3. List local government involvement (such as LAFCo, Association of Governments, etc.):

4. List civic organization involvement:

****Candidate Statement – Although it is not required, each candidate is requested to submit a candidate statement of no more than 300 words in length. Any statements received in the CSDA office after the nomination deadlines will not be included with the ballot.**



California Special Districts Association
DISTRICT NETWORKS





SECTION 12

REPORTS

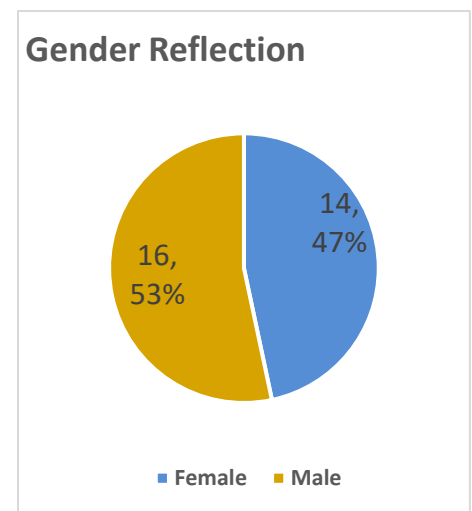
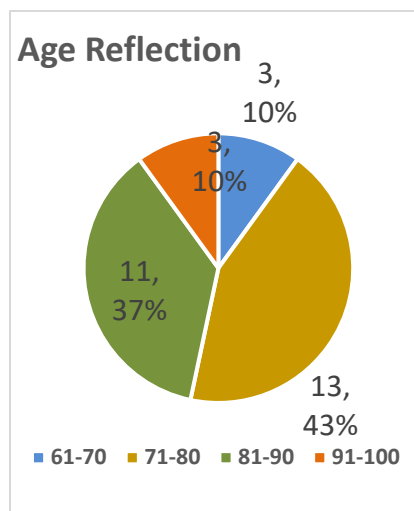
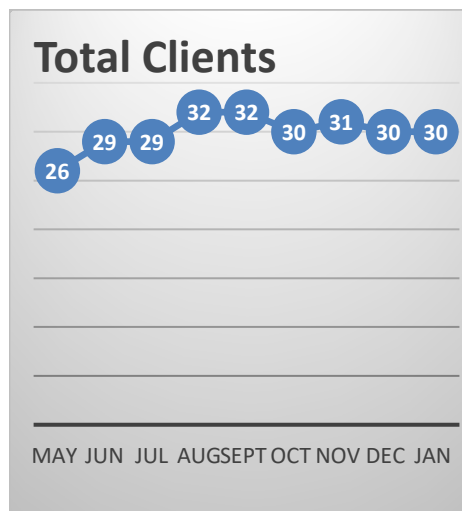
MEMORANDUM

DATE: January 31, 2025
TO: Kara Ralston, Chief Executive Officer
FROM: Mary Ann Ratto, Adult Day Center Director
SUBJECT: *January 2025 Monthly Report*

PROGRAM DESCRIPTION

Since 1983, Camarillo Health Care District has operated a state-licensed Adult Day Center for adults (age 18 and over) with cognitive impairment and other special needs. With intentional thoughts, the Adult Day Center provides a compassionate and dynamic environment where persons with functional and cognitive disabilities can participate in meaningful activities, allowing them to remain as independent as possible with dignity, respect, and honor. Participants enjoy a variety of scheduled activities modified and designed to promote self-esteem, endurance, and engagement. Customized schedules are available full day, half day, multiple or single days in a week, with transportation options.

PROGRAM QUICK VIEW

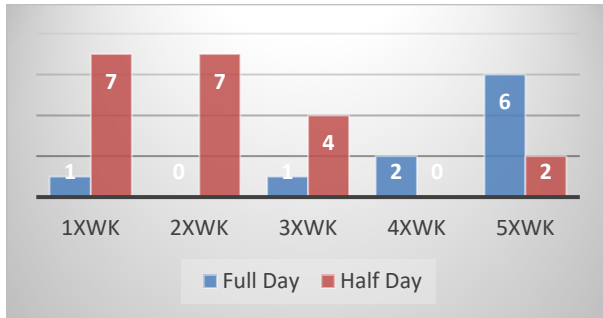


Total Clients:	30
Current average age:	81
Current oldest:	93 (ma & fe)
Current youngest:	69 (2 ma)

	JUL	AUG	SEPT	OCT	NOV	DEC	JAN
Female	10	12	14	12	14	14	14
Male	19	20	18	18	17	16	16

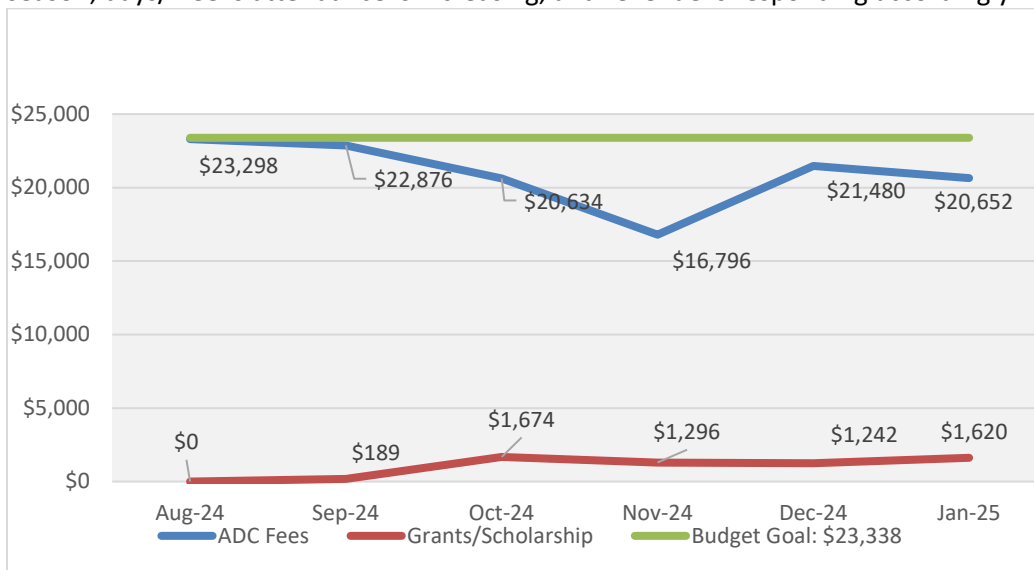
Attendance: # of days/wk

The District’s Community Care license is for a maximum of 40 clients, present at any given time during the 9am-3pm service day, with staffing ratios of 8:1. It is important for staffing ratios to monitor attendance at all times, and this chart reflects the ways a day’s attendance can vary. Of note in the chart below is the current popularity of clients attending one and two, half days, and five full days a week.



Program Revenue

Program revenue has begun to recover from the COVID-19 restrictions; the final COVID-19 restriction was lifted in May 2023 by Community Care Licensing, thus allowing for an increased number of participants to be served daily. The client count has increased, with a slight dip during the holiday season; days/weeks attendance is increasing, and revenue is responding accordingly.



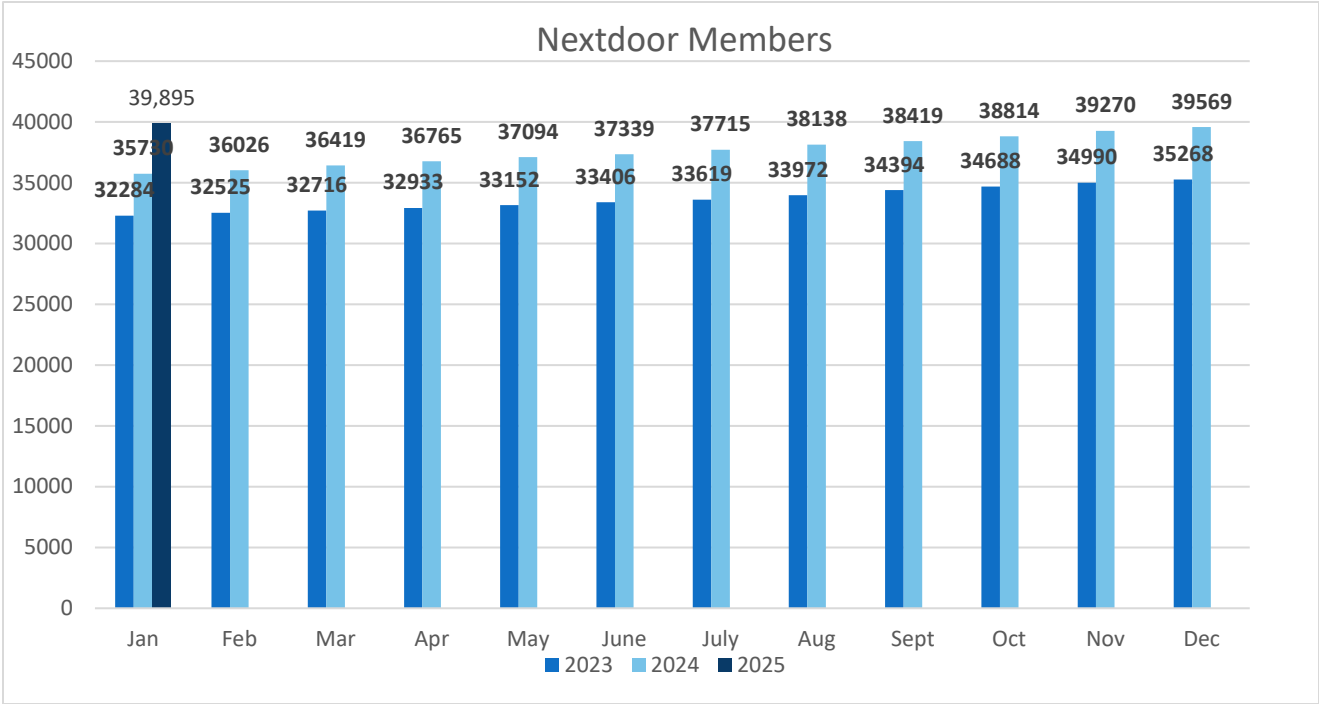
MEMORANDUM

DATE: Feb. 14, 2025
TO: Kara Ralston, CEO
FROM: Michelle Rogers, Community Services Manager
SUBJECT: *Monthly Program Report: January 2025*

PROGRAM DESCRIPTION – Social Media

Community Education & Outreach focuses on developing, producing and facilitating the various educational and outreach platforms of Camarillo Health Care District, including:

- highlight classes, services, programs and departments, and posting consistently
- boost brand awareness by creating original content
- share timely and varied posts to create a dynamic social media portfolio
- curate, like and comment on content that aligns with mission; follow/like local agencies
- maintain a pulse on community conversations to help expand audience
- increase community engagement by asking and answering questions, hosting polls, and sharing our own thought leadership pieces that initiate and inform conversations.



NEXTDOOR

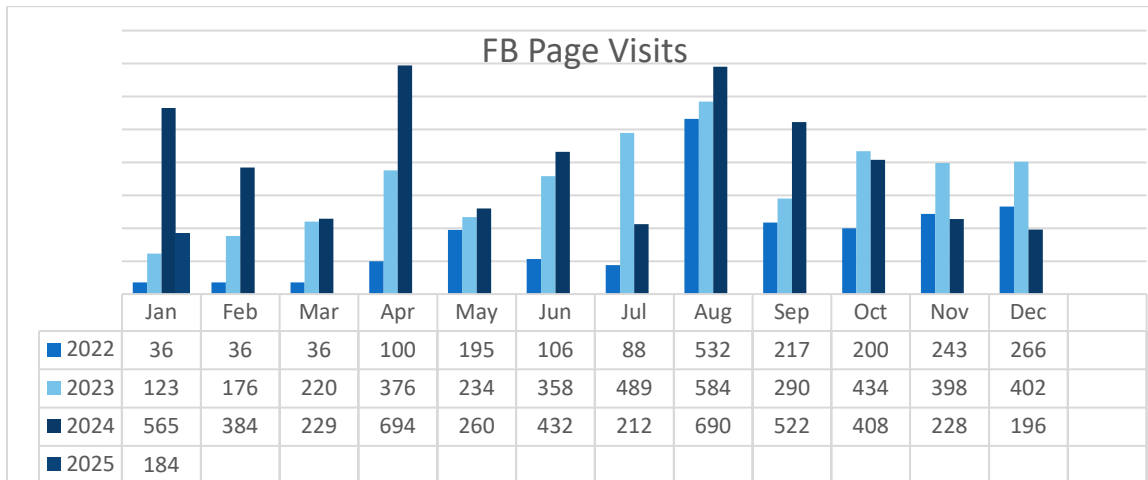
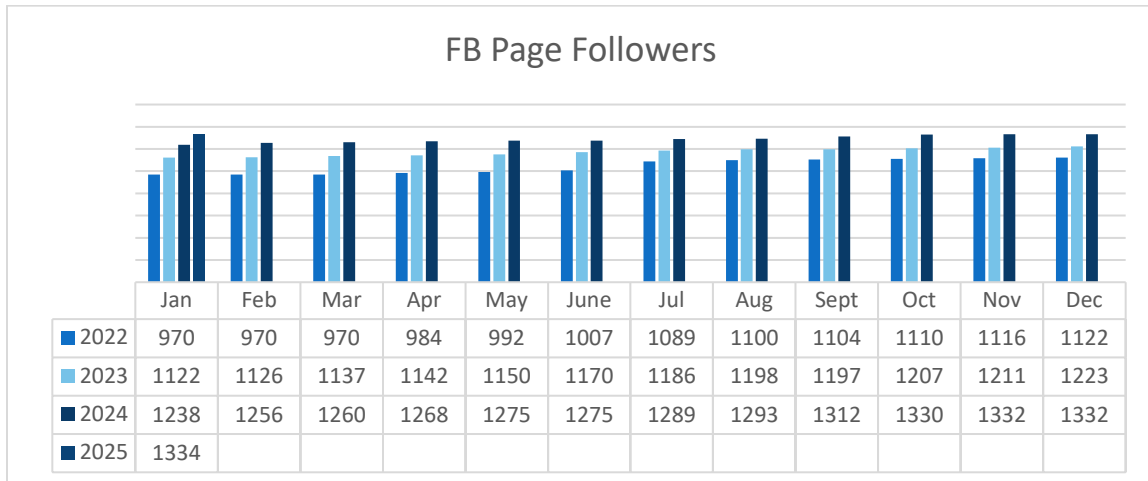
- There are 39,895 members in the geographic area we reach in Camarillo and Somis.
- 25,166 total impressions in January, down 18,231 from December.
- 29 total interactions, down 60 from last month.
 - **Impressions** are the number of times a post is seen (may include multiple views by the same people); **Interactions** include likes and comments.
- MOST POPULAR: CARE-A-Van Transportation Services.

- 2nd MOST POPULAR: “Stories from the Heart” storytelling event promotion.

FACEBOOK

40% (473) of FB audience lives in Camarillo; 87% are women age 35-65+.

- PAGE VISITS: last 30 days, 184 visits; last 90 days, 668.
- HIGHEST REACH: Adventures in VR program, 719 reaches.
 - **Reach** is the number of people who saw any post at least once.
 - **Impressions** are the number of times a post is seen and may include multiple views of the post by the same people.
- HIGHEST REACTIONS: Adult Day Center post, 11 reactions.
- HIGHEST ENGAGEMENT: Adventures in VR program with 19 engagements.
 - **Engagements** are a combination of reactions, likes, comments and shares.



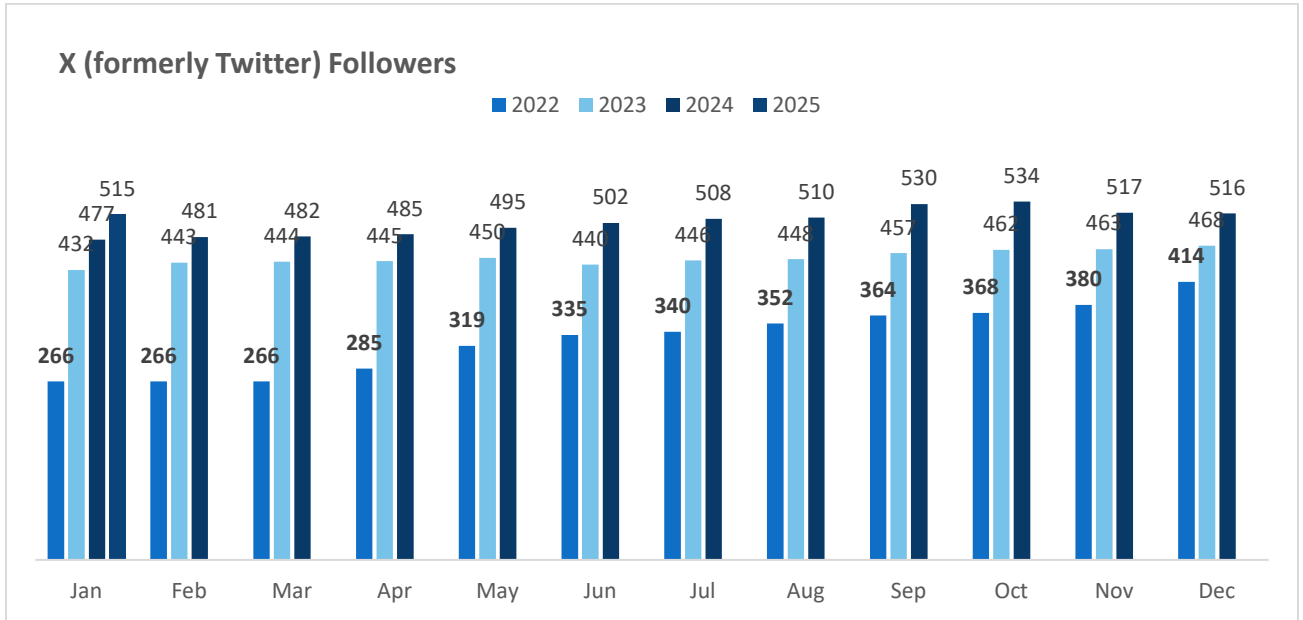
Facebook Page Visits are dramatically impacted by paid advertising (boosts) on Facebook. Spikes can be seen in months we run employment ads on Facebook.

X (formerly called Twitter)

There were 70 re-posts, 98 likes, 1,600 post impressions and an engagement rate of 11.8% for the month.

Engagements are clicks, retweets, replies, follows and likes; **Impressions** are the number of times a user saw the tweet; **Engagement rate** is the number of engagements divided by the total number of impressions. An engagement rate of 1-3% is considered “excellent.”

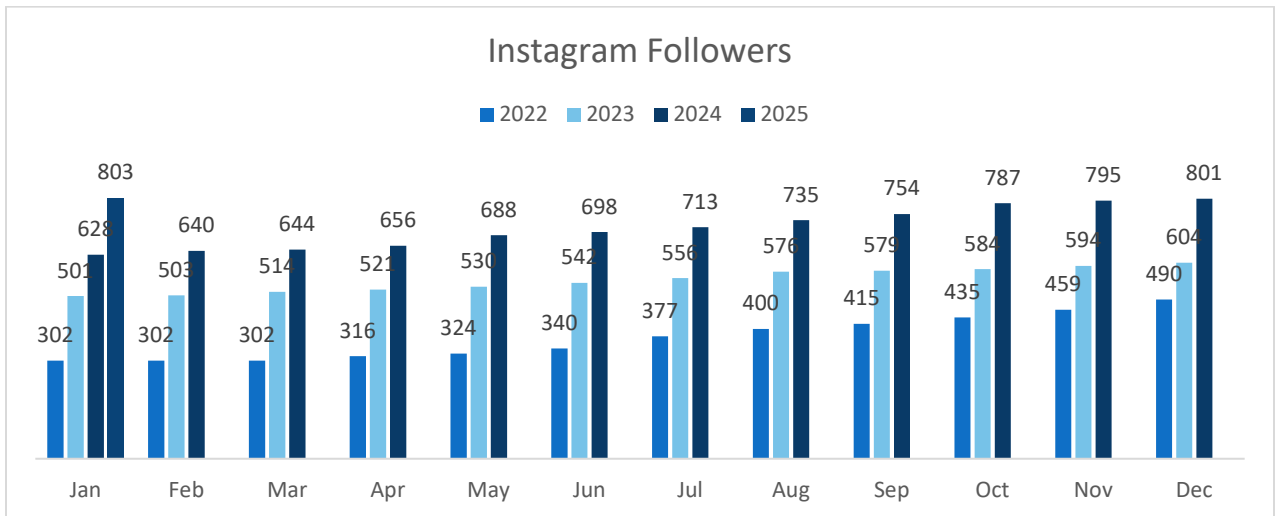
- TOP TWEET: Dementia Live with 132 impressions and 11 engagements.
- HIGHEST ENGAGEMENT: Dementia Live, with 11 engagements.



INSTAGRAM

Instagram 90-day reach, 3,200; monthly, 2,500.

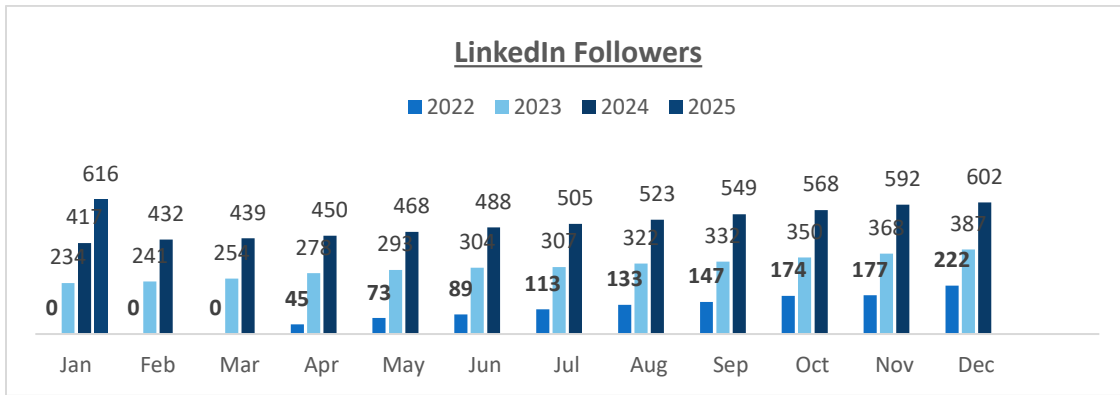
- HIGHEST REACH: AARP TaxAide Program at CHCD, 679 people.
- HIGHEST LIKES ON A POST: Adult Day Center, 10 likes.
- PROFILE VISITS: 83



LINKEDIN

- 1,083 post impressions
 - **Impressions** are content viewed or displayed in a feed.

- MOST IMPRESSIONS: Dementia Live; 60 impressions.
- HIGHEST VIEWS: Adventures in VR program; 42 views.
- MOST REACTIONS: Dementia Live; 6 reactions.
- Search appearance is down 6.7%; post impressions down 46.8% and page visitors up 60%



YOUTUBE (6/2022)

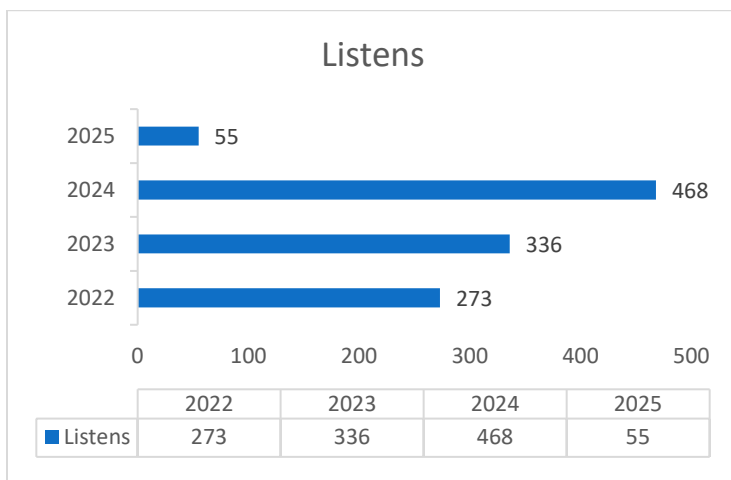
- Posted 49 videos since inception.
- 127 subscribers
- 193 views for the month; 9.4 hours of watch time.
- 80,943 views since inception.
- MOST VIEWED VIDEO: Care-A-Van Transportation Services; 70,476 views.
- SECOND MOST VIEWED VIDEO: Virtual tour of Adult Day Center; 1,753 views.
- TOP VIDEO OF THE MONTH: Bingcize, 28 views.

SOUNDCLOUD (podcast)

(SoundCloud is the platform used for the District’s podcast which shares health and caregiver journeys, and true, first-person stories about life, love and learning.)

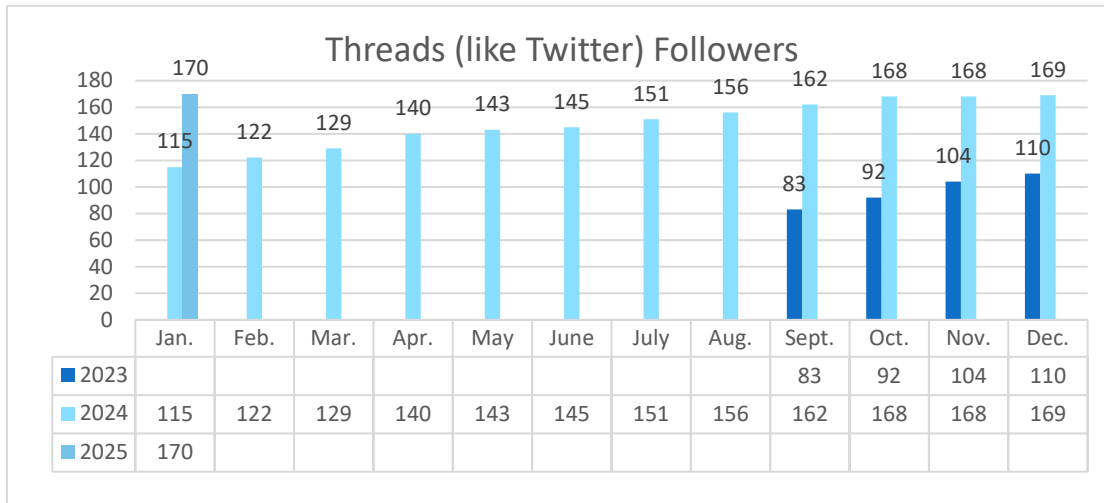
- 12 “Stories from the Heart” episodes.
- 1,132 all-time “listens.”
- 367 downloads from Apple Podcasts.
- 22 “likes.”

*Most “plays” originating on our website (689).



EMERGING SOCIAL MEDIA

The social media landscape is always evolving and we watch trends to ensure we have a presence where our audience is on their preferred platforms. Some may be on Facebook or prefer Instagram, or use both. Others may have left X (formerly Twitter) for Threads or BlueSky, or joined Clapper as an alternative to TikTok. We now have a presence on all three platforms, so we don't miss anyone on social media with our messaging.



THREADS (7/2023): a Meta (Facebook/Instagram) product offered as an alternative to X, formerly Twitter, with the same functions: post words, photos, videos and links. Debuted in July 2023.

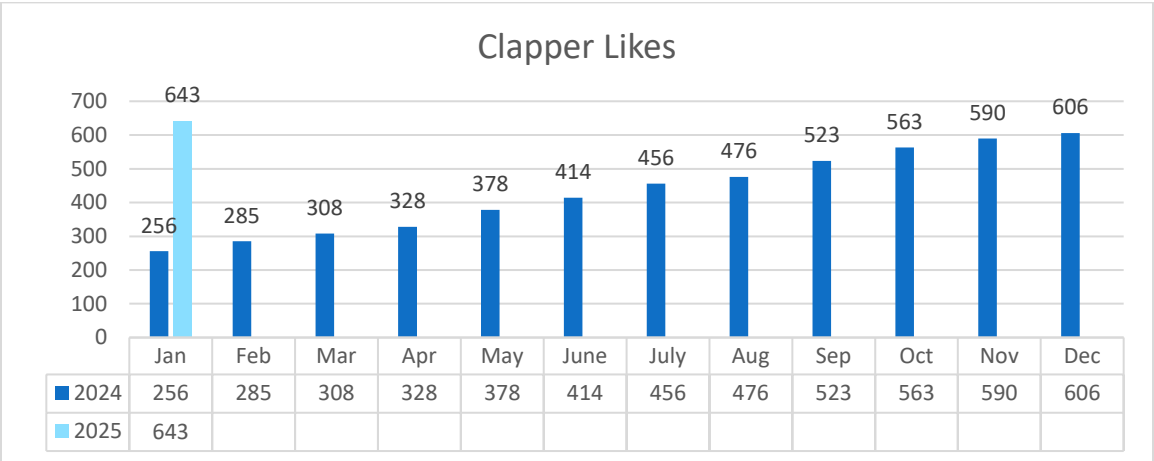
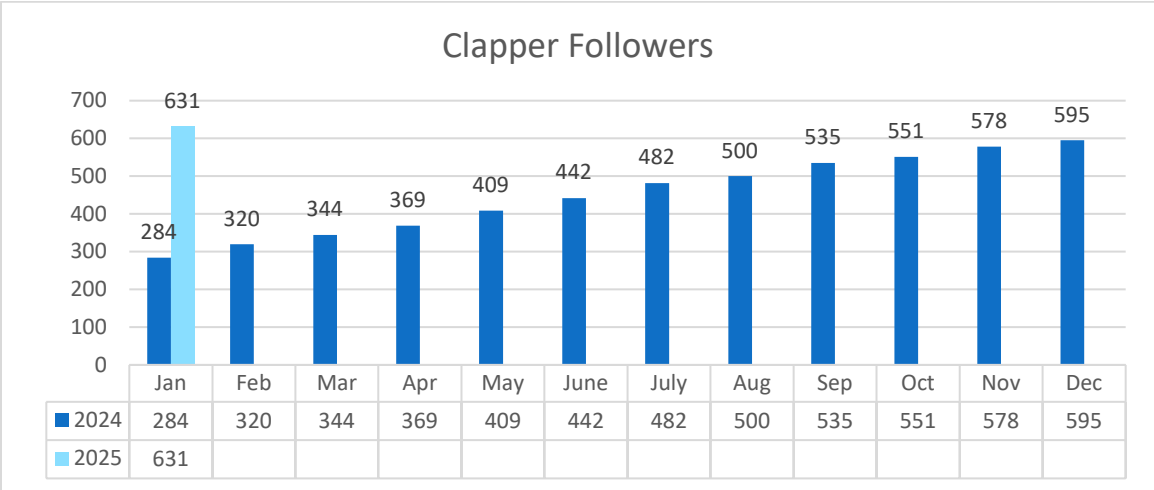
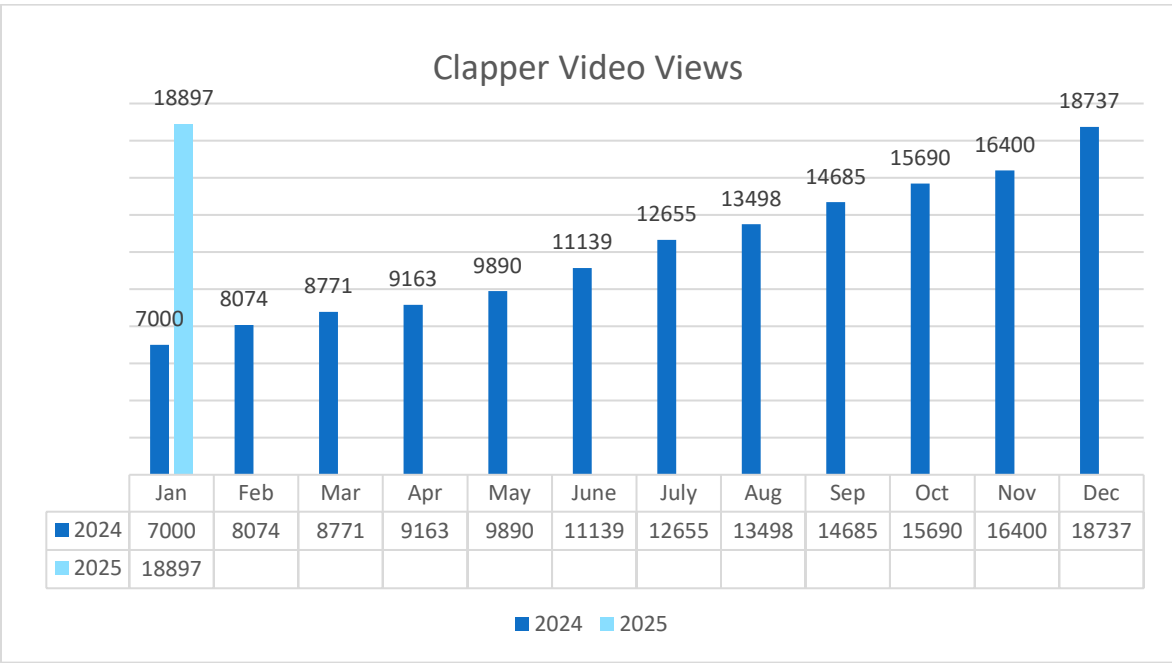
- 170 followers
- 202 views for January, up 19 from last month.
- 22 posts for January.
- 51 interactions, up 33 from last month.

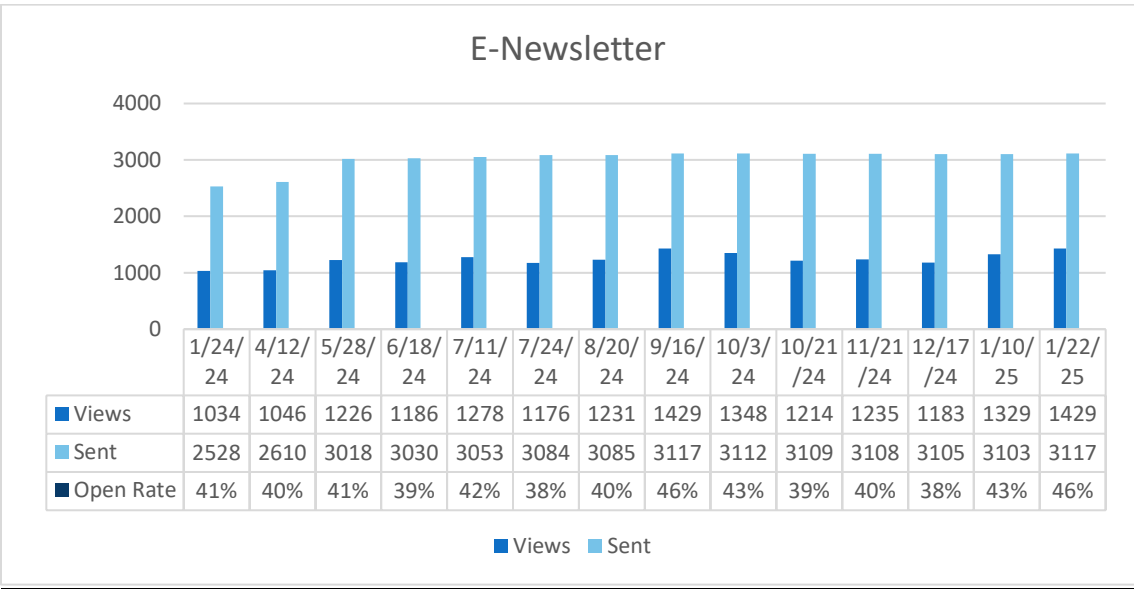
BLUESKY (11/2024): an alternative to X (formerly Twitter). It's a decentralized model, allowing for more control over content and data by individual users and communities. Debuted in 2021. (Stats via Graphtracks)

- 69 followers, up 30 from last month.
- 42 posts since inception
- 33 total engagement

CLAPPER (3/2023): an American-owned alternative to TikTok, sharing short videos to communicate messages. It has many of TikTok's features, including filters, effects and music options.

- We have shared 10 videos since inception in March 2023 featuring our Adventures in VR classes, Digital Bridge appointments, Adult Day Center craft activity, Dogs on a Leash, Adult Day Center activity ring toss, magic table activity, ADC overview of activities, innovation award and 50 Plus Expo. These videos have 18,897 views and 643 likes in total, and we have 631 followers.





E-Newsletter (launched June 2, 2022)

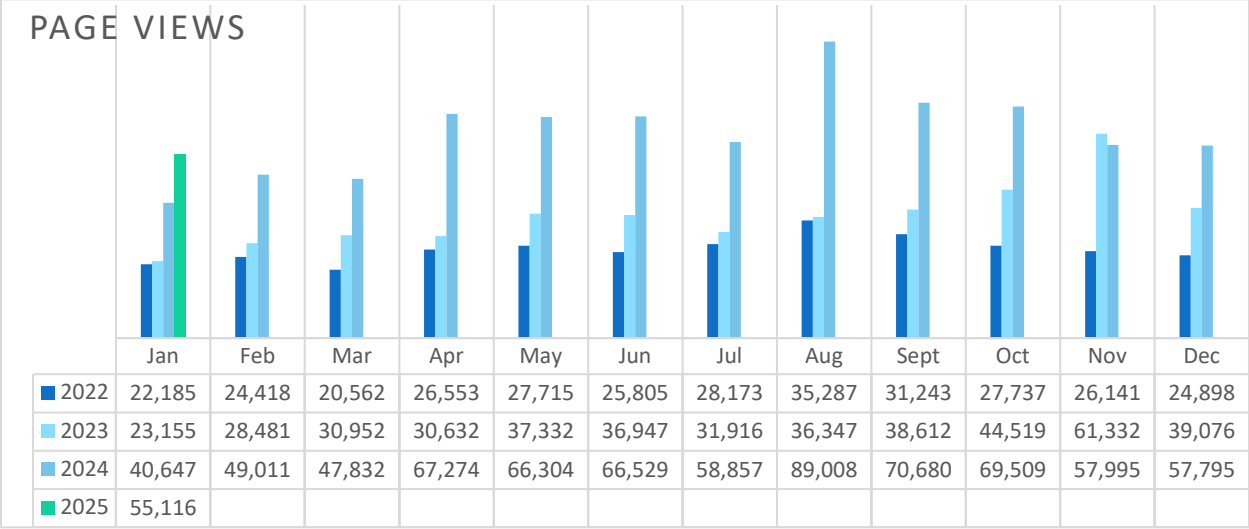
Since the launch of the e-newsletter in June 2022, a total of 34 newsletters have been sent. The open rate has been averaging 40%, which is considered a “top-tier score”; marketing experts say average open rate should be 15-25%.

- **Newsletter Jan. 10, 2025**
 - Focused on upcoming events on campus or organized by the District.
 - 3,103 people received the e-newsletter
 - 1,329 opened and viewed it
 - 42.8% open rate (average open rate is 15-25%)
- **Newsletter Jan. 22, 2025**
 - Focused on community health needs survey by partner organizations.
 - 3,117 people received the e-newsletter
 - 1,429 opened and viewed it
 - 45.8% open rate (average open rate is 15-25%)

Website

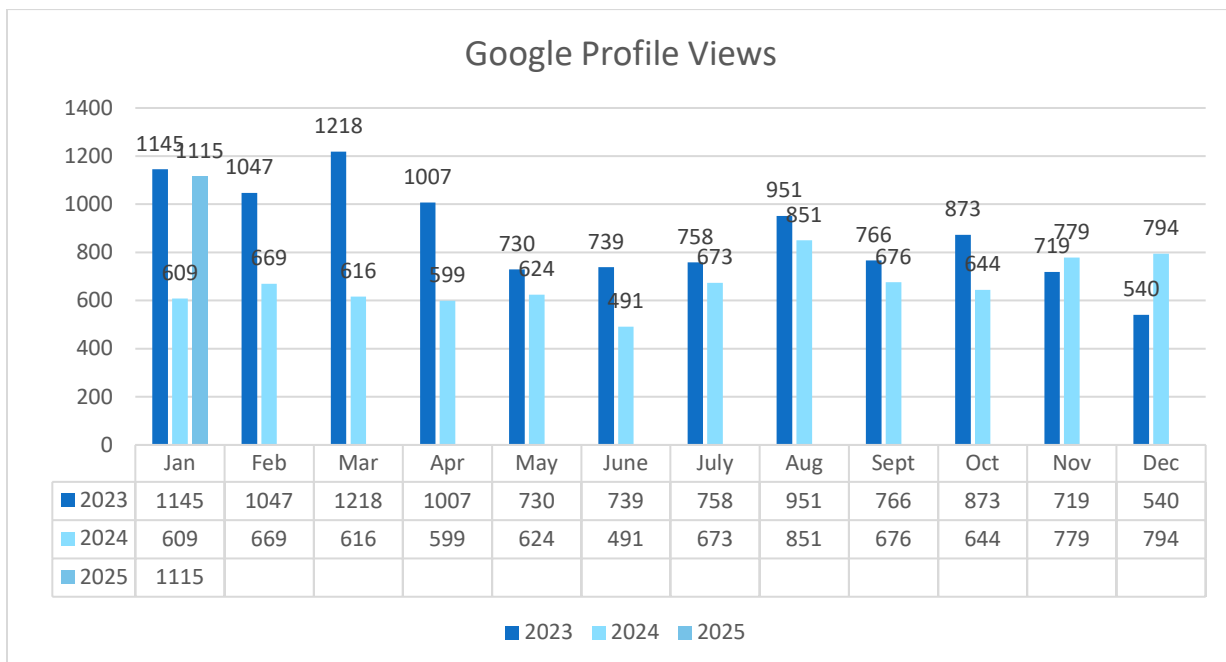
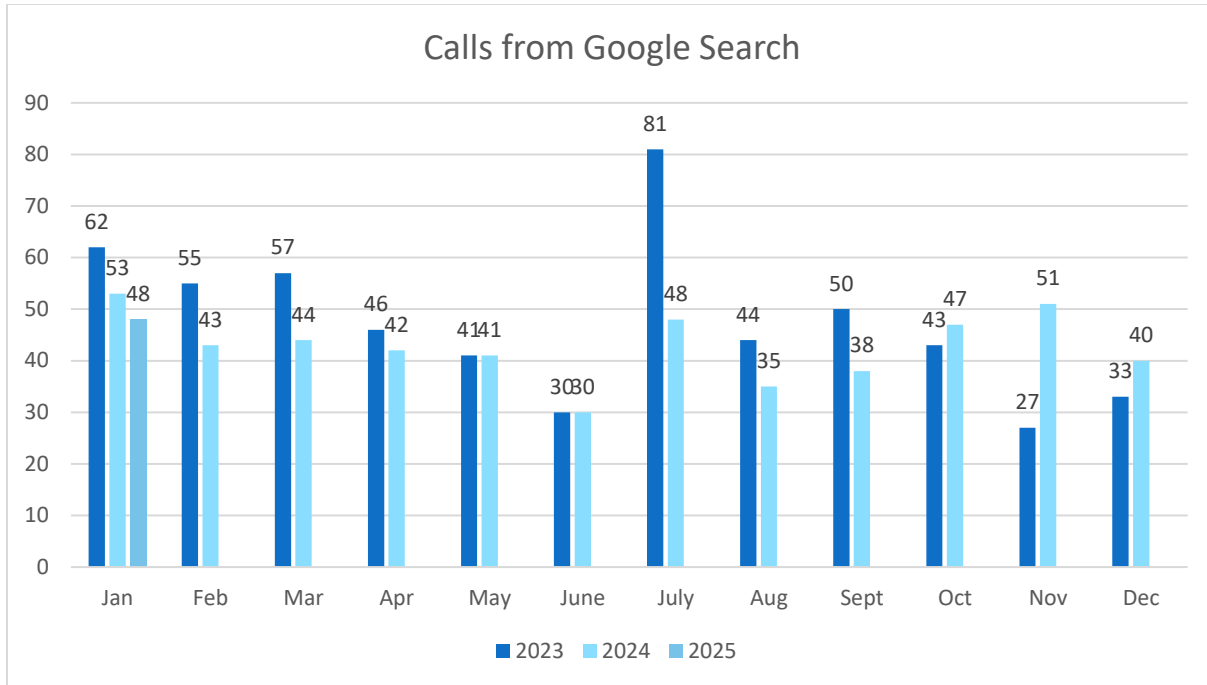
January: 55,116 views; Average 62,000 views/month in 2024.

YOY growth: January 2025 shows an increase in views over January 2024 (14,469).

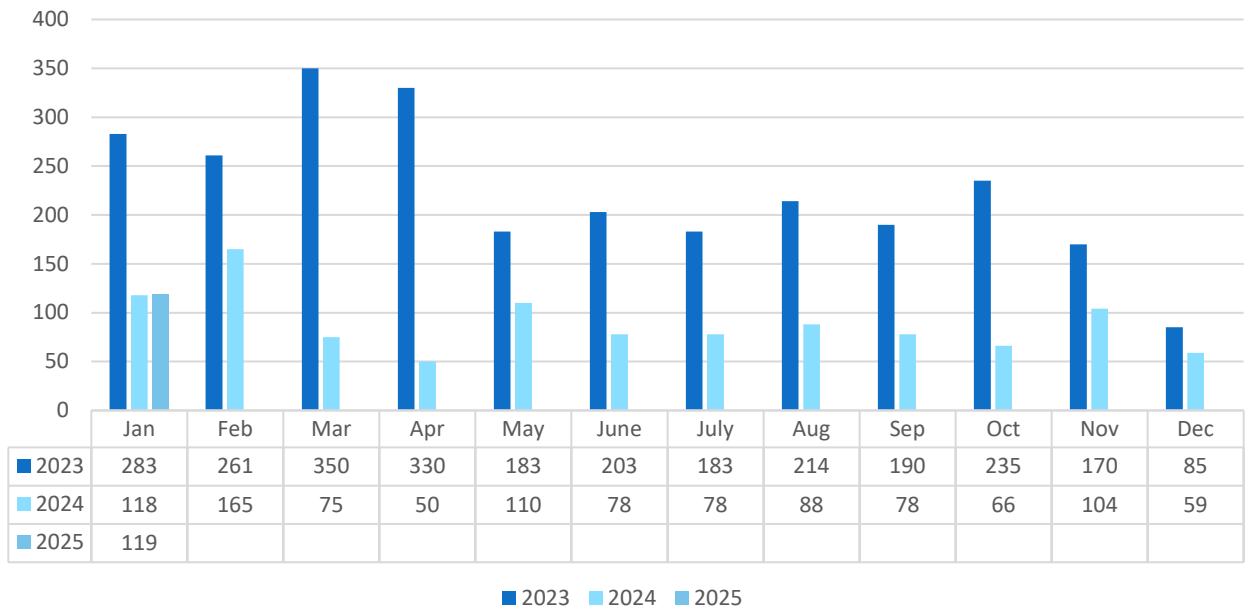


Google Business Profile Report

Twenty-six people sought directions to our campus via Google and 70 people visited our website from a Google search. We've had 190 business profile interactions, including calling or seeking directions from Google. (Note: Google has changed its methodology for tracking profile views and this has resulted in potentially lower numbers because now multiple views by the same user within 24 hours count as one unique impression.)



Google Searches for 'Camarillo Health Care District'



MEMORANDUM

DATE: Feb. 14, 2025
TO: Kara Ralston, CEO
FROM: Michelle Rogers, Community Services Manager
SUBJECT: Community Outreach / Events – September-January 2024

PROGRAM DESCRIPTION – **Community Outreach and Education**

SUMMARY: Since September, the District has reached approximately 2,335 individuals through community outreach at four community events and through off-site classes. This kind of outreach is important as it humanizes the District as staff serve as the face of the organization and make personal connections with individuals we serve. Information about our classes, programs and services are shared during these engagement opportunities, which boosts brand awareness and brings more people to our campus to take advantage of our offerings, helping us fulfill our mission. These outreach efforts are also another opportunity for us to promote what we do on social media, providing content for posts that reach people who may not have attended.



Jan. 11, 2025:

Winter Wellness Resource Fair

Camarillo Public Library

50 people

Michelle Rogers, Community Outreach and Education manager, and Mariana Gutierrez, Health Promotion coordinator, staffed a booth at Camarillo Public Library Winter Wellness Resource Fair on Jan. 11. They talked to attendees about the District’s programs, services and classes, and led demonstrations of virtual reality, taking people on virtual tours of cities, a hot air balloon festival and safari. The four-hour event was a great opportunity to speak about our innovative programming.



Feb. 3, 2025:

Presentation at DAR “Young at Heart” Program

Conejo Valley

50+ people

Program Officer Blair Barker delivered a presentation and spoke to members of the Daughters of the American Revolution, Conejo Valley Chapter, about the District’s programs, services and classes during its “Young at Heart” Program.



Feb. 6, 2025:

Stories from the Heart event

Camarillo Public Library

35 people

Michelle Rogers, Community Outreach and Education manager, and Mariana Gutierrez, Health Promotion coordinator, produced and emceed the District’s second storytelling event, “Stories from the Heart: Inspiring Tales of Life, Love and Learning,” at Camarillo Public Library. The event featured five people from our community, who worked with Michelle to fine-tune their caregiver and health journeys, for our podcast over the last year, culminating with this live show. Program Officer Blair Barker greeted and checked in registrants. The District had a display with flyers and our magazine promoting our classes, program and services.

Promotion: Advertising and Listings

- Camarillo Acorn Ads
 - Jan. 11, 2025: Adventures in VR ad
 - Jan. 18, 2025: Adult Day Center ad
 - Feb. 8, 2025: Adult Day Center ad
 - Feb. 15, 2025: Adventures in VR ad
- Ventura County Reporter
 - Jan. 30, 2025: 4 listings

UPCOMING EVENTS

March 21, 2025:

Leisure Village Monthly Health Talk Camarillo

100+ people anticipated

June 7, 2025:

Camarillo Farmers Market Camarillo

150+ people anticipated

CAMARILLO HEALTH CARE DISTRICT
Adult Day Center

Arts & Crafts | Animal Therapy | Snacks & Meals | Games & Activities

Safe, respectful, and compassionate.

TRANSPORTATION AVAIL | FULL- AND HALF-DAY OPTIONS | FAMILY SUPPORT SERVICES

- Social, Mental and Physical Enrichment
- Exercise and Games
- Person-Focused Care
- Alzheimer's and Dementia Care
- Assistance with Medication
- Restroom and Activities of Daily Living Assistance

This intentionally-designed, homelike setting provides a safe, respectful and compassionate option for adults and families who could benefit from additional care during the day. See what others are saying!

"I appreciate all that is done for us. My husband looks forward to going and it is his highlight of the week."

"Thank you for taking such good care of my mother."

"You and your staff should feel so proud of what you do every day."

805-388-1952 | Ext. 111

Camarillo HEALTH CARE DISTRICT

3639 E. Las Posas Road, Suite 117 | Camarillo | www.camhealth.com

MEMORANDUM

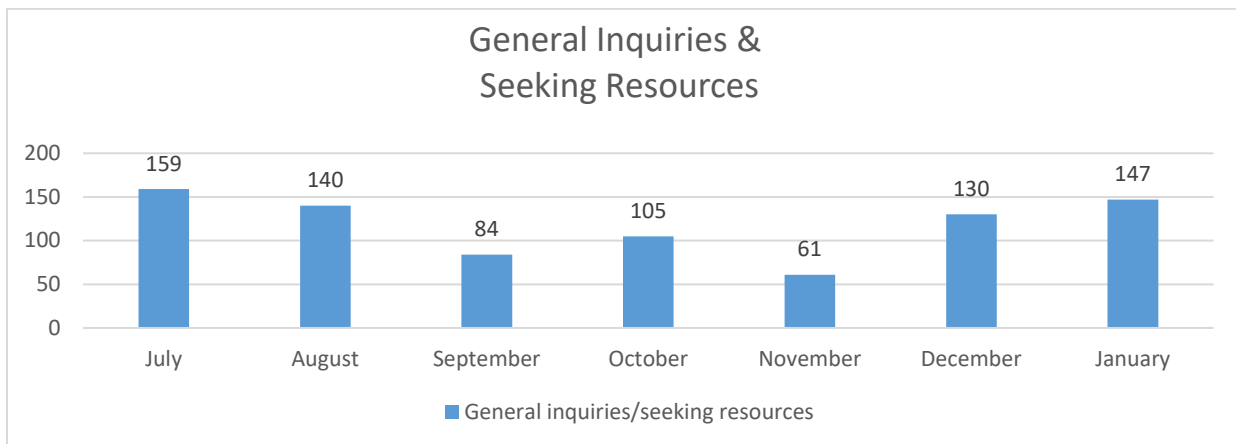
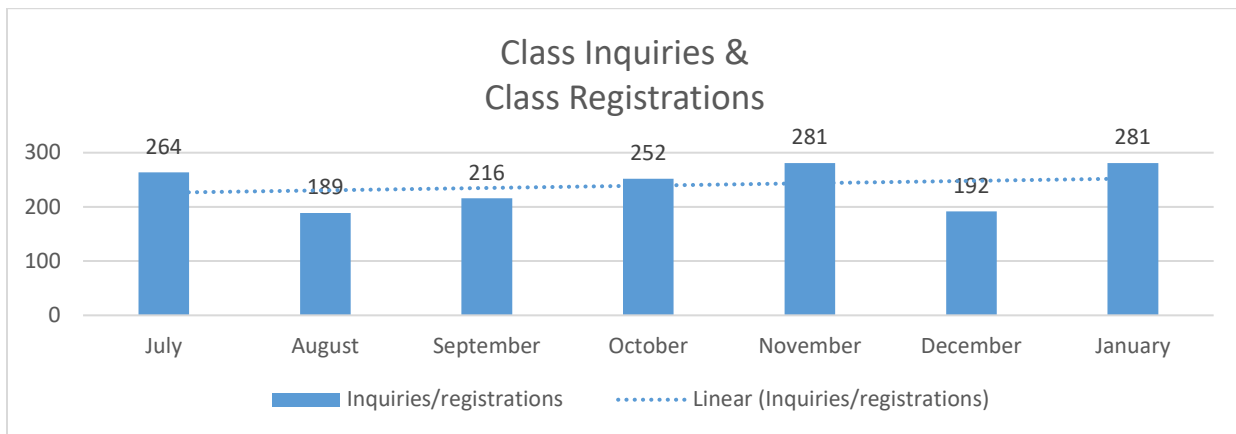
DATE: Feb. 14, 2025
TO: Kara Ralston, CEO
FROM: Michelle Rogers, Community Services Manager
SUBJECT: Program Report: July 2024-January 2025

PROGRAM DESCRIPTION – Facility Activity and Usage

The Facilities Department focuses on providing and maintaining a safe, clean, and inviting environment that facilitates the presentation and delivery of District services, customer service, reception, and professional hospitality.

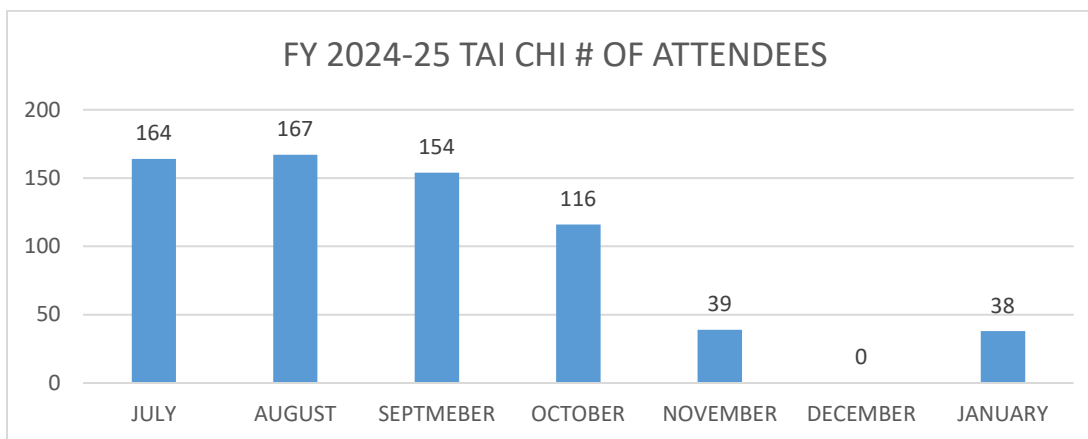
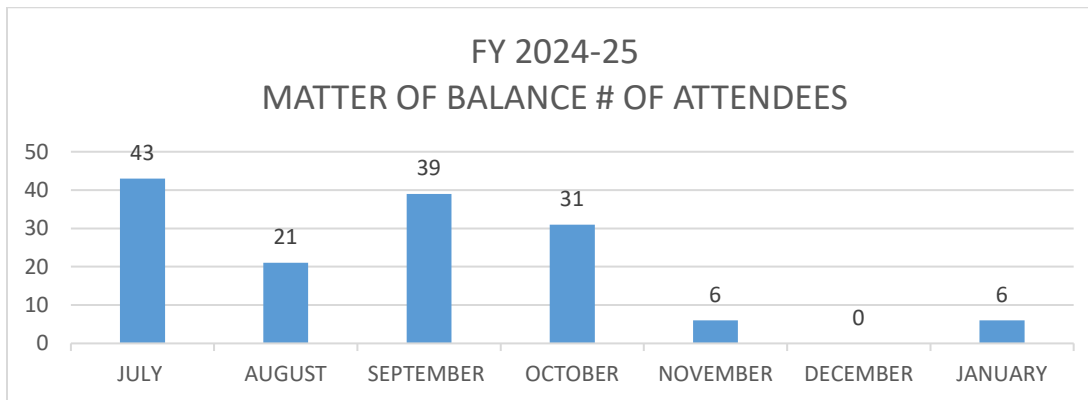
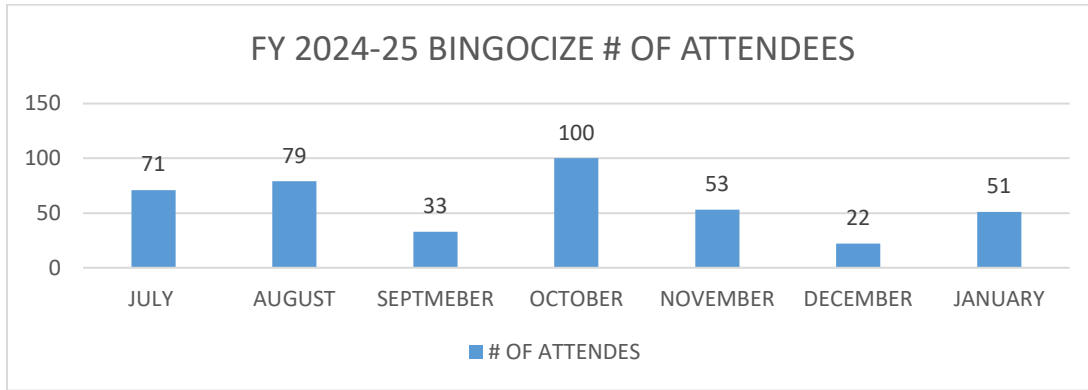
Overview of guest interactions

Typically, we see a surge in activity, including phone calls and in-person visits, in the month the District’s magazine is published and mailed. The charts below show spikes in class inquiries and registrations in the first month the magazine is mailed out quarterly to District households. (Note: In July, October and January new editions of our magazine were published and November’s increase is likely related to outreach to clients on interest lists for January classes). This illustrates what a valuable and powerful tool our printed magazine is in promoting our classes, programs and services.



Facility Use - Classes

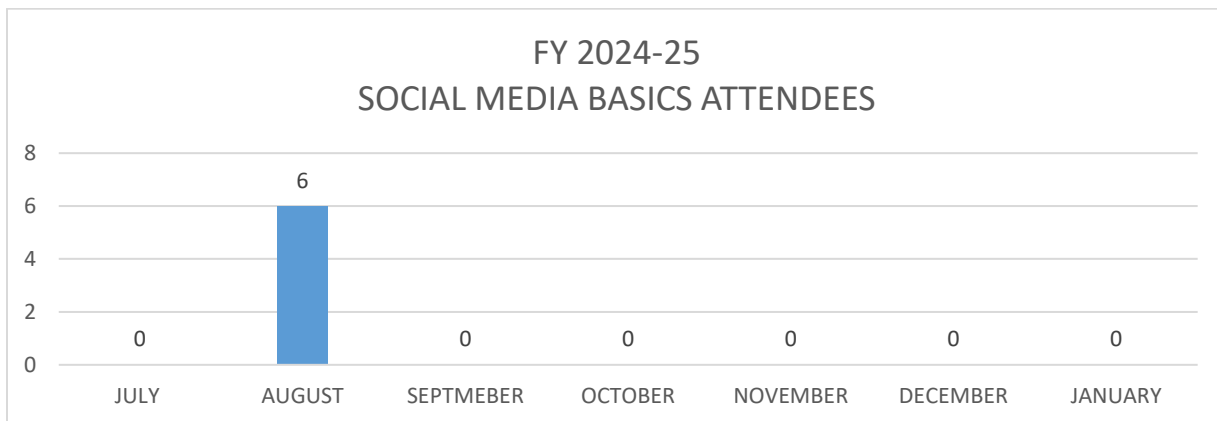
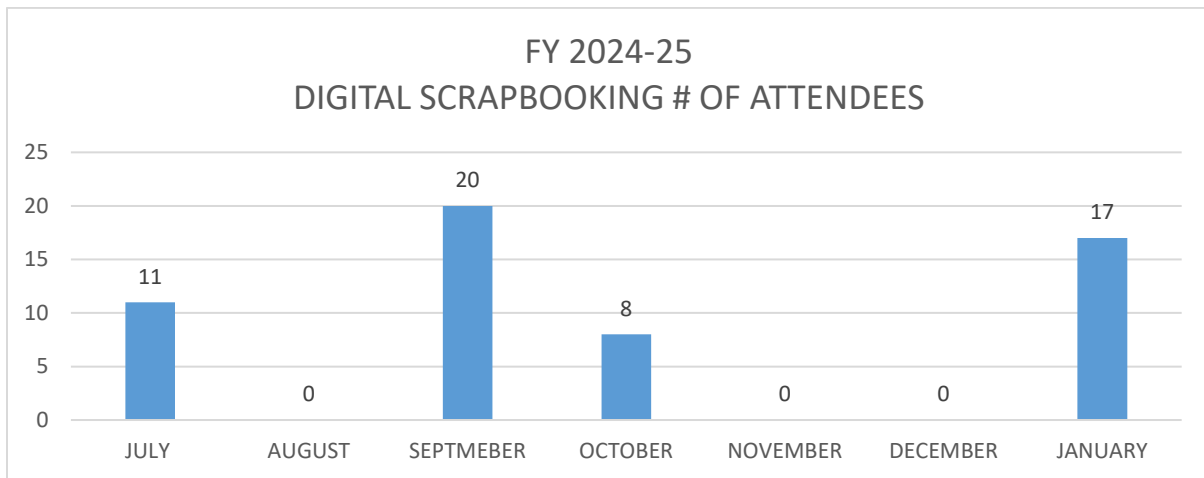
The District offers classes that are designed to help individuals manage ongoing health challenges, live better with chronic illnesses, improve cognition and reduce fall risks, connect and thrive in a digital world, uplift mood through socialization and feel better about their overall well-being. Bingocize, Matter of Balance and Tai Chi resulted in **1,233 visits** to the District between July and January of this fiscal year.



Note: Higher numbers July-September result of concurrent series with some overlap in October. December's drop in participants for MOB and Tai Chi is the result of new staff hired, and time dedicated for training.

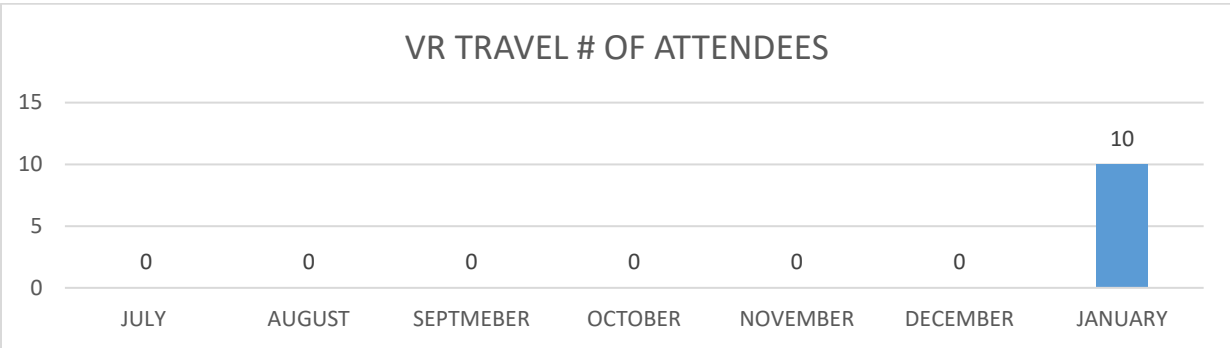
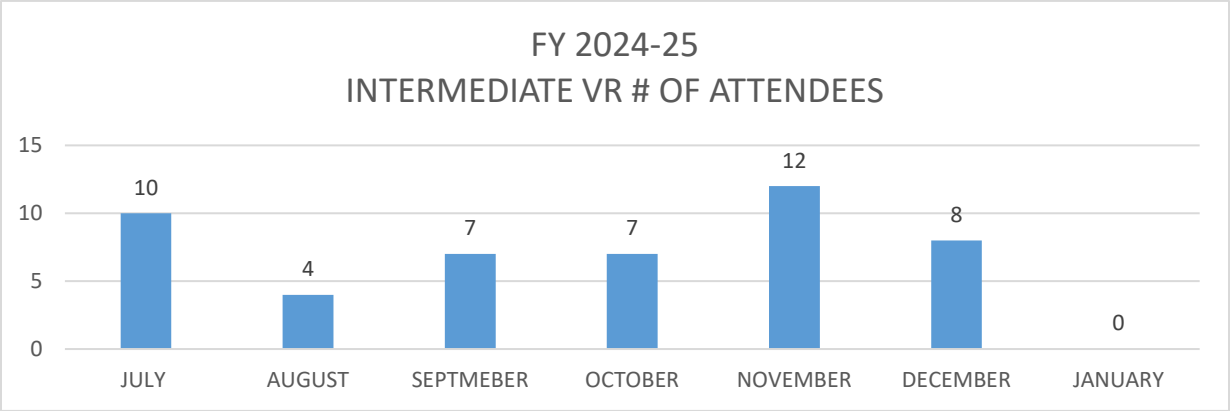
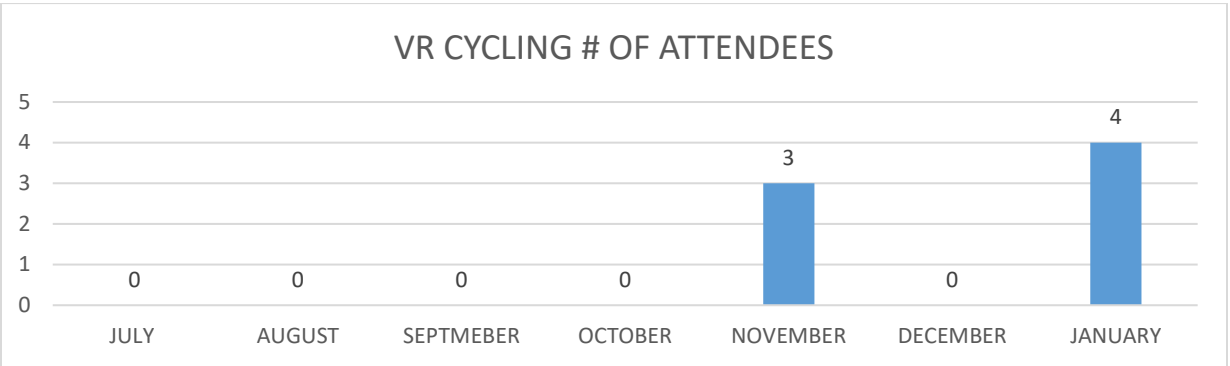
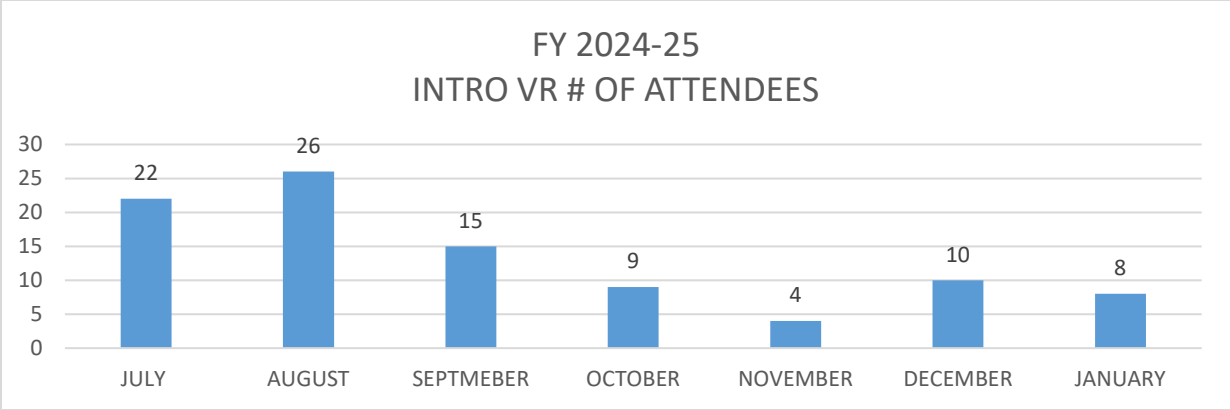
Digital Literacy Classes

The District offers classes to help individuals improve their digital literacy, helping them to connect with family, friends, organizations, government, businesses and brands. These classes include Social Media Basics, Digital Scrapbooking, Google Slides, Facebook/Instagram Stories and more. Five classes this fiscal year have resulted in **62 visits** to our campus. In addition, **78 people** have received hands-on help through our Digital Bridge Program.



Adventures in Virtual Reality Program

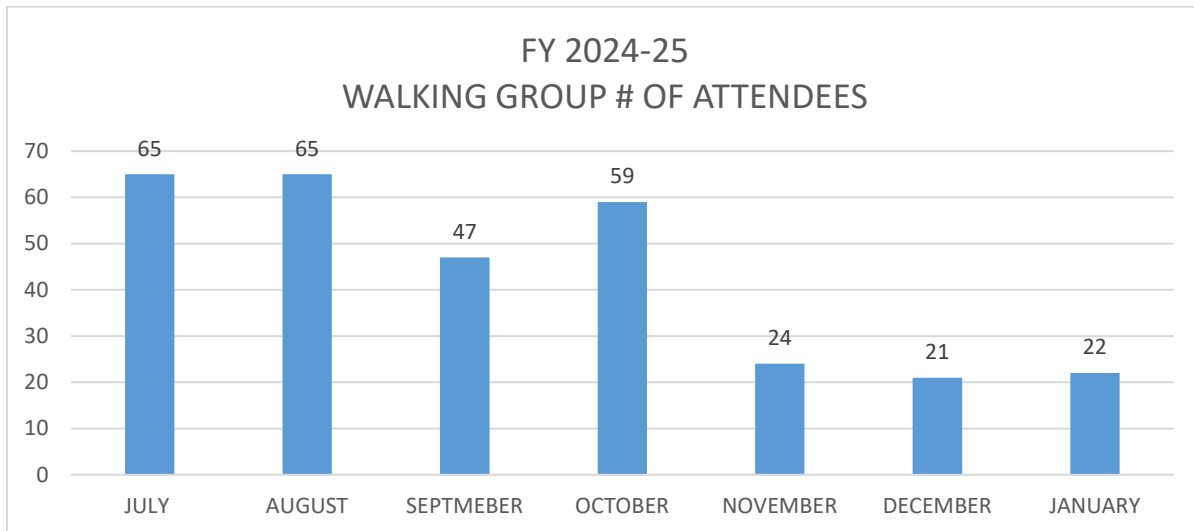
Adventures in VR has attracted more than 500 people to our campus in the last two years and we have facilitated classes at Leisure Village. These immersive experiences help combat social isolation through small-group gatherings and discussions, and improve digital literacy. Participants must take the required introductory level before advancing to intermediate, resulting in higher participation in intro level classes. Between July and January of this fiscal year, VR has resulted in **160 visits** to the District.



VR Travel Club was introduced in January 2025.

Walking Group

The District hosts a twice weekly Beginners Walking Group. Generally, 3 to 12 people participate as a drop-in activity, walking up to 2 miles and meeting afterward for a cup of water and conversation. This activity offers exercise, as well as social interaction and connection. So far, this fiscal year, Walking Group has resulted in **303 visits** to the District.



Note: Drop in numbers likely related to Mountain Fire and colder weather.

BALANCEfit Program

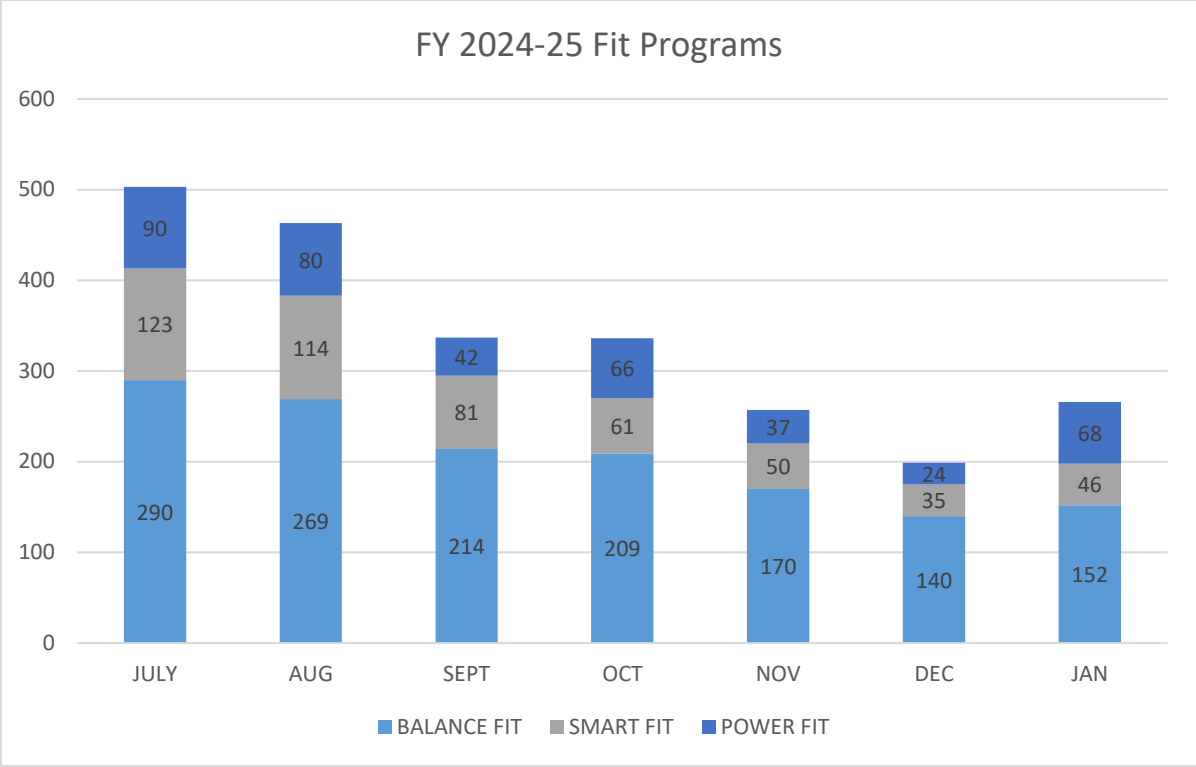
The District's BALANCEfit Program has been in place for more than a year, offering one-on-one training for individuals to help improve their cognition and reduce their risk of falls. Games are focused on various cognitive and physical skills. Between July and January, individuals who enrolled in this twice-weekly, eight-week program made **1,444 visits** to the District to participate.

POWERfit Program

The District's POWERfit Program, combining additional rounds of BALANCAEfit games with the use of resistance bands to help strengthen the upper body, launched in October 2023. Individuals who enrolled in the twice-weekly, four-week program made **407 visits** to the District to participate July-January.

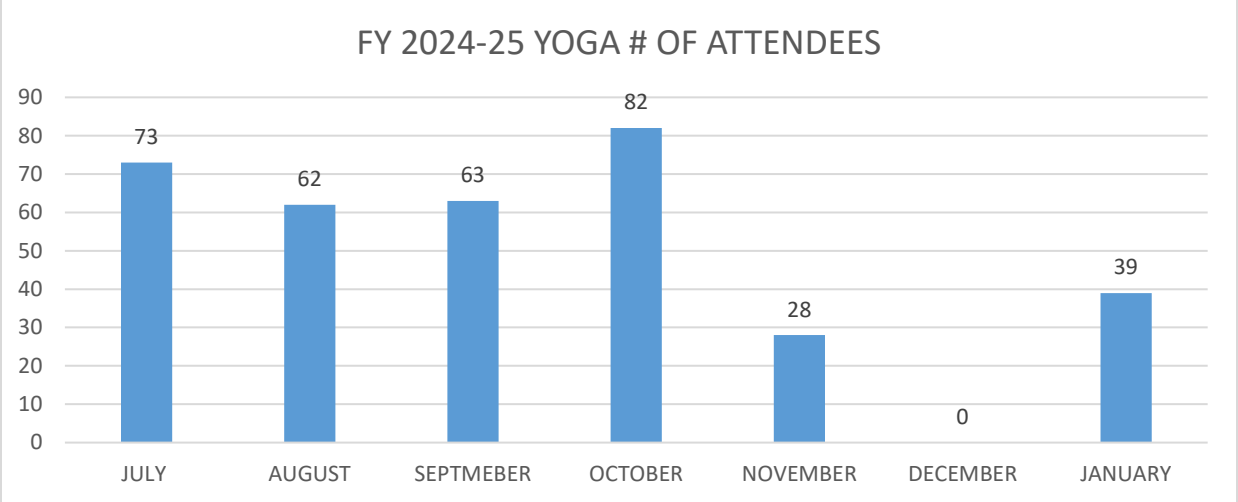
SMARTfit Program

The District's SMARTfit Program, which is physical and cognitive training disguised as fun games, launched in January 2024. It's designed to deliver preventative and rehabilitative solutions to cognitive functions as well as motor functions. Individuals who enrolled in the twice-weekly, six-week program made **510 visits** to the District to participate July-January.



Gentle Yoga

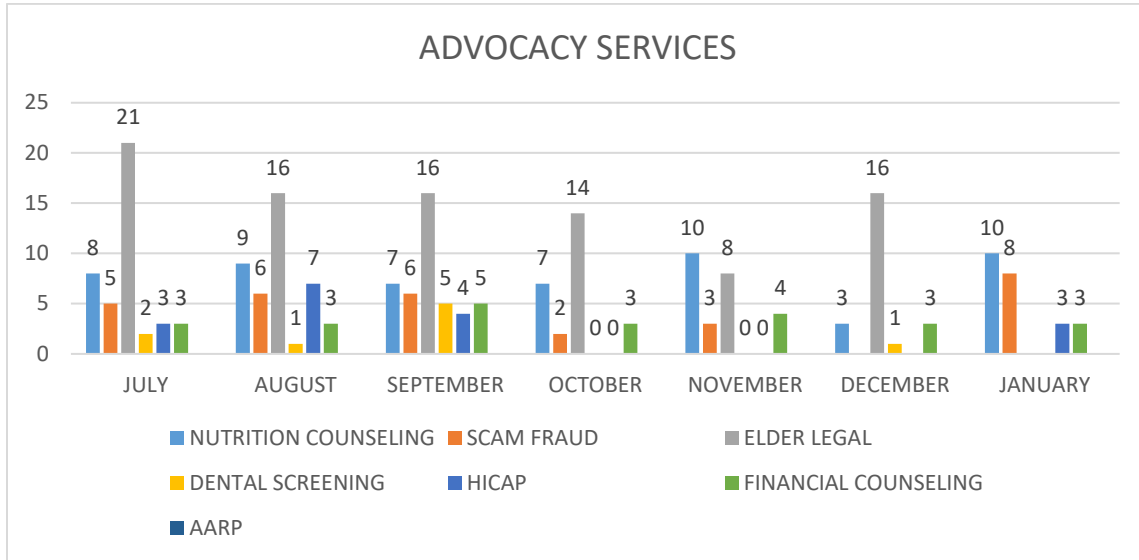
Instructor Mikal Rogers returned to teach Gentle Yoga in 2023 after taking a break during the pandemic. Last year, her classes resulted in 293 visits to our campus. Based on feedback from participants, she added a morning series that started this past March. Combined, her afternoon and morning classes have resulted in **347 visits** to our campus July-January.



Note: No classes in December per instructor.

Advocacy Services

The District hosts Elder Legal Services, Financial Services, Nutrition Counseling and recently added Dental Screenings at the end of 2023 and Scam/Fraud Intervention Coaching in February 2024. These services are offered at no cost and are facilitated by local experts who volunteer their time. In total, Advocacy Services resulted in **226 visits** to our campus July-January.



Note: Elder Legal Services is offered weekly; HICAP and Nutrition Counseling are bi-monthly, Financial Counseling and Scam/Fraud Intervention Coaching + Academy, which launched in February 2024, are monthly but included a 2-part Scam Prevention Academy in June. HICAP counseling pauses October-December. Dental screenings ended in December.

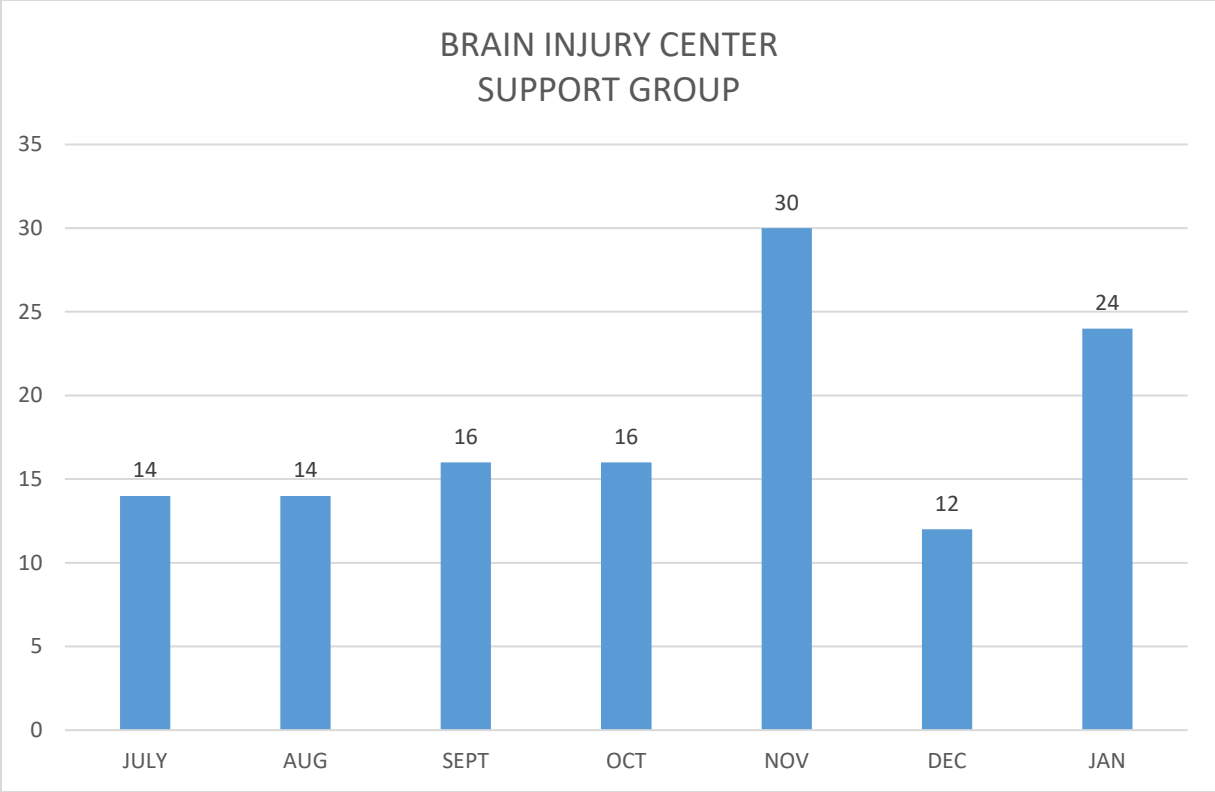
Special Presentations

The District hosts presentations throughout the year. Two presentations in the 2024-25 fiscal year brought **102 people to our campus**. In addition, we hosted Medicare presentations by HICAP/VCAAA, resulting in **26 visits**.

Facility Rentals

The District offers some limited rental use of meeting and classroom space for mission-aligned opportunities in health education, training, health and wellness screenings, and community gathering purposes. Rental space is limited with priority given to District programs, services, classes; advocacy partners; and Board and committee meetings.

FY 2024-25 Classroom Rentals	Date	# Attendees	Revenue
Dr. Justin Miller (Aging Spine 3)	7/26/24	51	\$160
Dr. Saranya Raghunathan (Ears, Nose, Throat)	7/23/24	46	\$160
Dr. Charles Scholler (Dental Implants)	7/26/24	5	\$100
TOTAL		102	\$420



Survey Insights

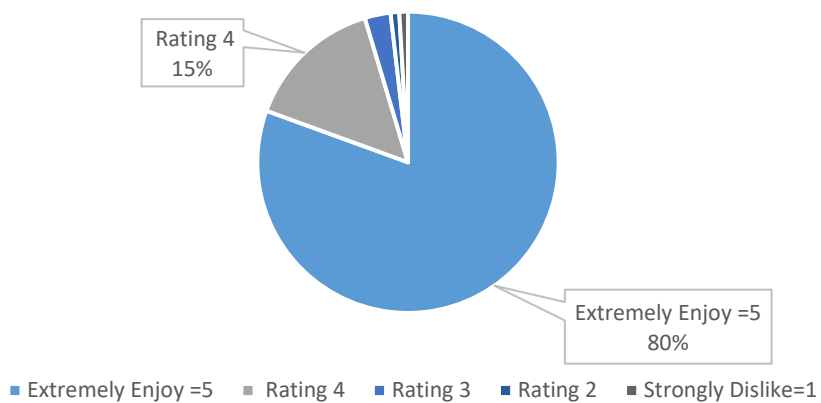
Class participants are emailed a survey. A total of 108 have responded since we started sending out the survey in January 2024.

- Most respondents are between the ages of 60 and 89.
- 78% percent are female.
- 79% are from Camarillo.
- 62% heard of the District through our magazine.
- 37.5% are first-time clients.

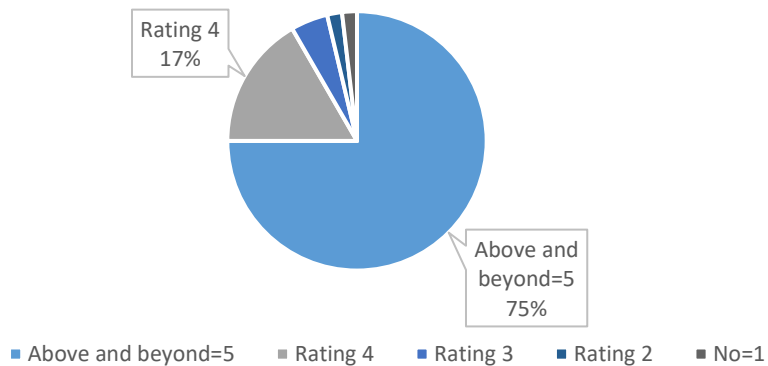
Most responded that after their visit they **“felt strengthened and empowered,”** “had a **“renewed sense of well-being,”** **“felt more knowledgeable about community resources”** and **“felt entertained and energized.”**

The charts below represent responses January-December 2024.

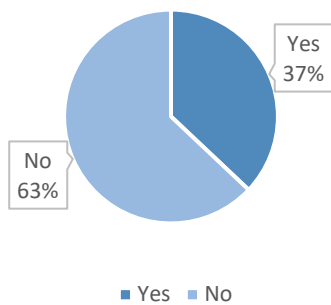
Rate your overall satisfaction

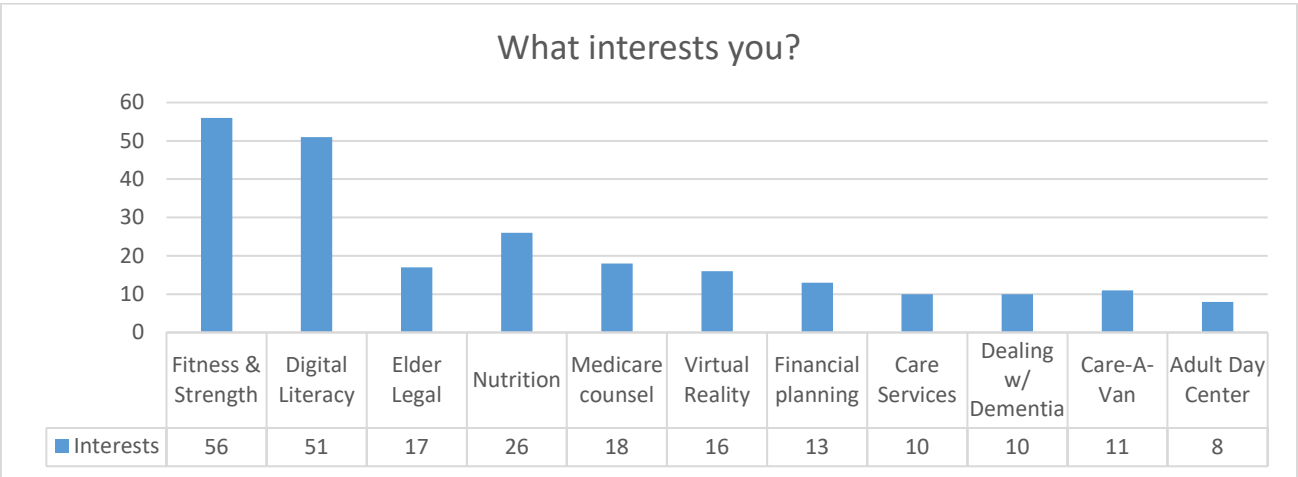
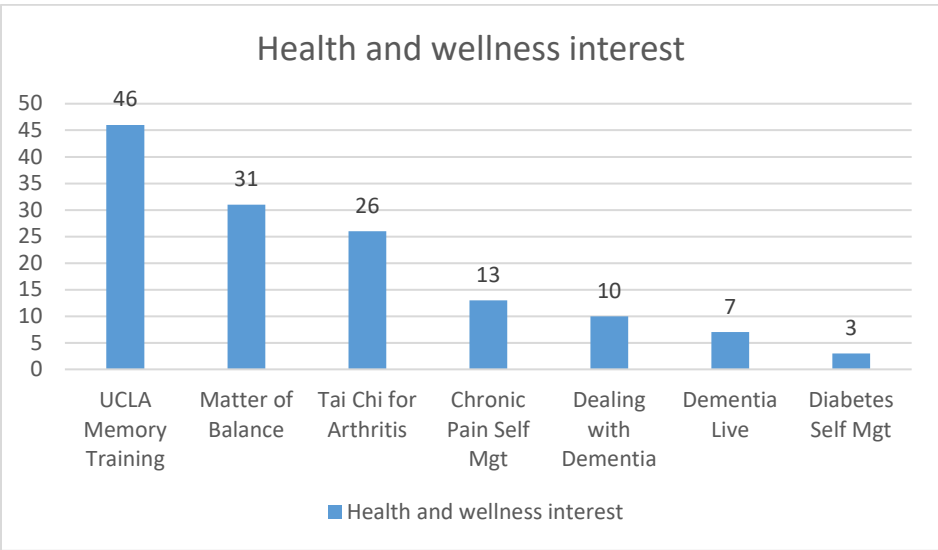
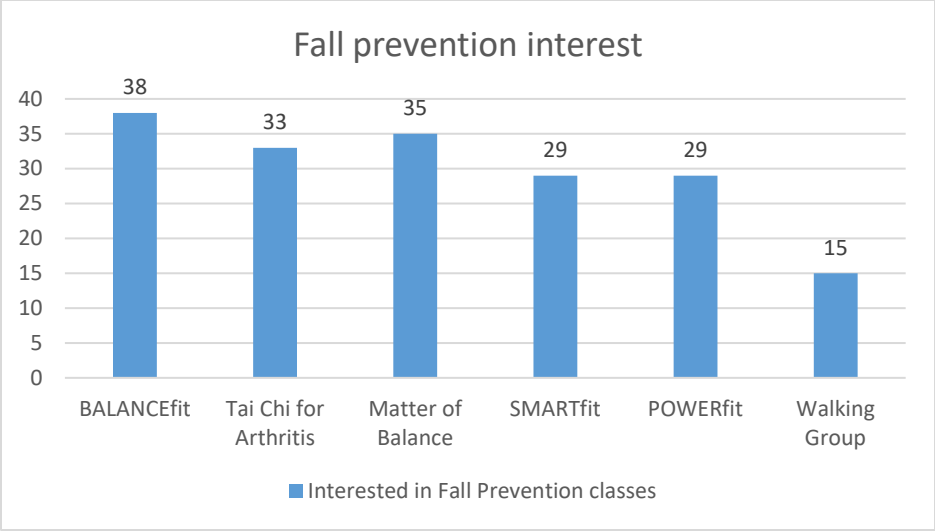


Did the service meet your expectations?



Is this your first visit to CHCD





Class survey feedback:

- “The classes and books are helpful resources. Staff is friendly and supportive.”
- “I just want to say everyone at the District is kind, caring and friendly, and I feel blessed to have found such a wonderful community for seniors.”
- “You guys are great.”
- “The entire staff needs congratulations for a difficult job well done!”
- “Health leaders were very considerate of the participants’ different abilities.”
- “The class was well-paced and I was experiencing the benefits of doing Tai Chi after just a couple of weeks.”
- “Staff are excellent, and the physical benefits far exceeded expectations.”
- “In Digital Bridge, there were good explanations using understandable terminology.”
- “I am a new retiree and very physically active. I felt that the Tai Chi for Arthritis was a great place to start. I experienced better confidence in terms of balance. I’d love to have more classes like Tai Chi for Arthritis. If there was a class where one could come in and do the warm-up exercises and the routine we were taught with others, I see a lot of benefit in having that. I would certainly attend.”
- “I appreciate the program’s respectful understanding of my limitations. There are days I just can’t perform.”
- “Please consider offering additional classes to follow up on Tai Chi for arthritis...such as for those who have completed the beginners class for Tai Chi for arthritis.”
- “The classes/books are helpful resources. Staff is friendly/supportive. Thank you.”
- “Thank you for the work you do.”
- “I really appreciate your services.”
- “Thank you for the work you do.”
- “We love you!”
- “Interested in all your programs.”
- “The Camarillo Health District is Great.”
- “Thank You for all the services and programs provided and for excellent, knowledgeable, friendly staff.”
- “Your offerings are quite extensive, THANKS.”
- “My balance seems improved.”

January 2025 Report

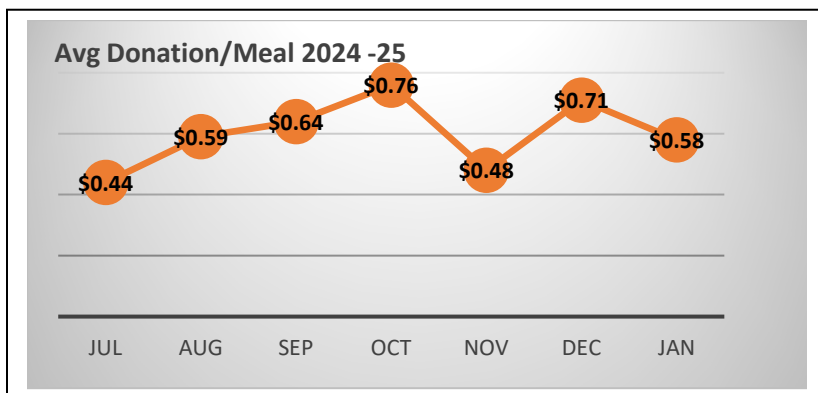
Date: February 14th, 2025
To: Kara Ralston, CEO
From: Blair Barker, Program Officer
 Luis Morales, Care Services Director
 April Colbert, Senior Nutrition Coordinator
 Monthly Program Report: **January 2025**

The Senior Nutrition Program (SNP) provides supplemental nutrition for Camarillo area residents aged 60 and over through the Ventura County Area Agency on Aging’s (VCAAA) nutrition grant program, in efforts to enhance physical, mental, and emotional well-being. Home Delivered Meals (HDM) are delivered to homebound seniors who are unable to procure or prepare their own meals, and include fresh fruit, dairy and grain products as supervised by VCAAA registered dietician. Up to 5 meals/week are delivered in a bundle once each week.

The District began administrating the operational arm of the Senior Nutrition Program in April 2005, under grant funding from the Ventura County Area Agency on Aging (VCAAA). In FY 2006/07, the City of Camarillo approved funding support for the Home Delivered portion of the Senior Nutrition. VCAAA manages the food procurement part of the program, while the District provides the operational and logistical support of implementation. Since the District’s participation in this program, more than 628,000 meals have been delivered.

	Jan 2025	Unduplicated Clients FYTD
New clients	+15	*322
Disenrolled Clients	-15	
Net Gain	+0	

**May include clients currently on hold*



There is no charge per funding agreement but a \$4.00 per meal contribution is suggested by VCAAA.

TOTAL MEALS DELIVERED (cumulative)		VCAAA Funding	VCAAA meals granted	% program split	City Funding (HDM only)	City CBDG CV3 Funding (HDM only)
Program began April 1, 2005		\$27,602				
Total meals served FY 2005-2006	34,382	\$52,099				
Total meals served FY 2006-2007	28,234	\$84,468			\$32,000	
Total meals served FY 2007-2008	27,332	\$79,978			\$32,000	
Total meals served FY 2008-2009	26,168	\$82,424			\$35,000	
Total meals served FY 2009-2010	27,132	\$82,259			\$37,000	
Total meals served FY 2010-2011	22,598	\$84,166	25,700	62% HDM 38% Cong	\$37,000	
Total meals served FY 2011-2012	15,936	\$69,536	23,710	62% HDM 38% Cong	\$37,000	
Total meals served FY 2012-2013	12,941	\$60,800	20,075	96% HDM 4% Cong	\$37,000	
Total meals served FY 2013-2014	19,452	\$52,572	18,600	97% HDM 3% Cong	\$37,000	
Total meals served FY 2014-2015- (HDM+C)	23,036	\$52,572	20,460	97% HDM 3% Cong	\$37,000	
Total meals served FY 2015-2016 (HDM+C)	22,799	\$55,942	20,460	97% HDM 3% Cong	\$37,000	
Total meals served FY 2016-2017 (HDM+C+ ARCH)	23,148	\$69,660	22,320	93%HDM 7% Cong	\$37,000	
Total meals served FY 2017-2018 (HDM+C+ARCH)	25,396	\$69,375	22,500	97%HDM 3% Cong	\$37,000	
Total meals served FY 2018-2019 (HDM+C)	29,883	\$73,750	24,000	98% HDM 2% Cong	\$37,000	
Total meals served FY 2019-2020 (HDM+C)	39,719	\$84,375	27,500	96%HDM 4% Cong	\$37,000 + \$7500	
Total meals served July 2020- June 2021 (HDM + Cong.)	77,228	\$96,058	30,250	96%HDM 4% Cong	\$37,000	
FYTD Total meals served July 2021 - June 2022 (HDM + Cong.)	49,689	\$96,058	30,250	96% HDM 4% Cong	-	\$50,000
FYTD Total meals served July 2022 – June 2023 (HDM + Cong.)	52,766	\$96,058	30,250	96% HDM 4% Cong	-	\$50,000
FYTD Total meals served July 2023 – June 2024 (HDM)	50,064	\$186,660	51,000	100% HDM	-	\$50,000
FYTD Total meals served July 2024 – June 2025 (HDM)	23,876	\$204,733	45,000	100% HDM	\$40,000	-
TOTAL cumulative meals	628,026					

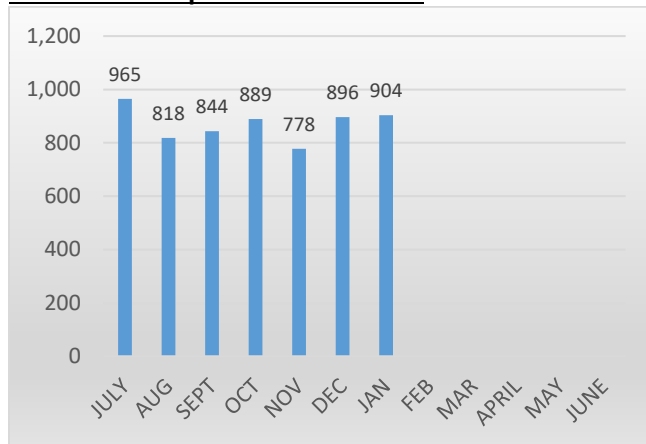
NEW CLIENTS

Referral Source	# of clients
Friend/Neighbor/Family	6
Acorn	-
Former Congregate Client	-
Website/ Social Media	4
Healthy Attitudes magazine	
Health Care Provider: APS/Hospital/Doctor/SWrkr	2
VCAAA	
Previous Client	2
Internal District referral	1
Walk-in	-
Hospice	-
OASIS Catholic charities	-
Project HOPE	-
TOTAL	15

CANCELLATIONS

Reason Given	# of clients
No longer requires services	4
Family/Caregiver now providing meals	2
Moved in with family	-
Moved into care facility	1
Moved to alternate program	-
No longer meets criteria	
Health improved: able to cook	1
Dietary restrictions	-
Relocation out of service area	2
Deceased	5
On hold for extended time	-
TOTAL	15

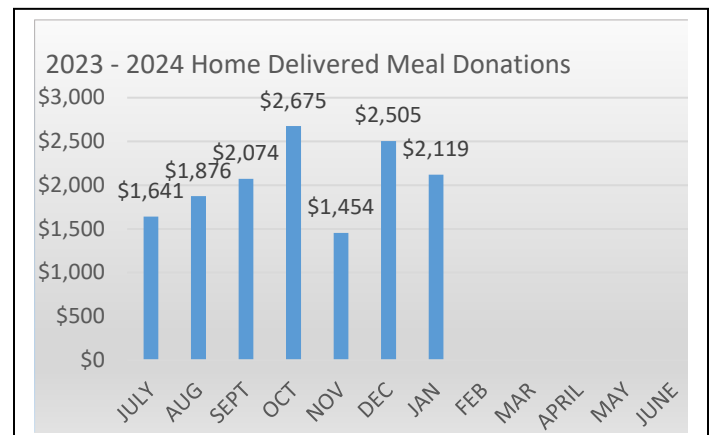
Clients Served per Month 2024-25



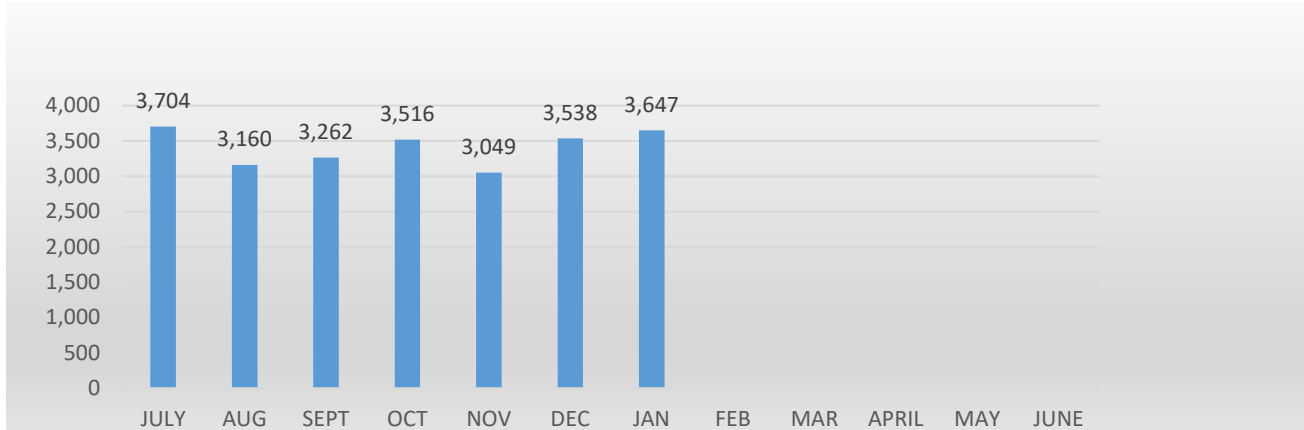
*client count is duplicated count as clients receive meals each week

** Meals served per month change if clients are on hold or meals are returned.

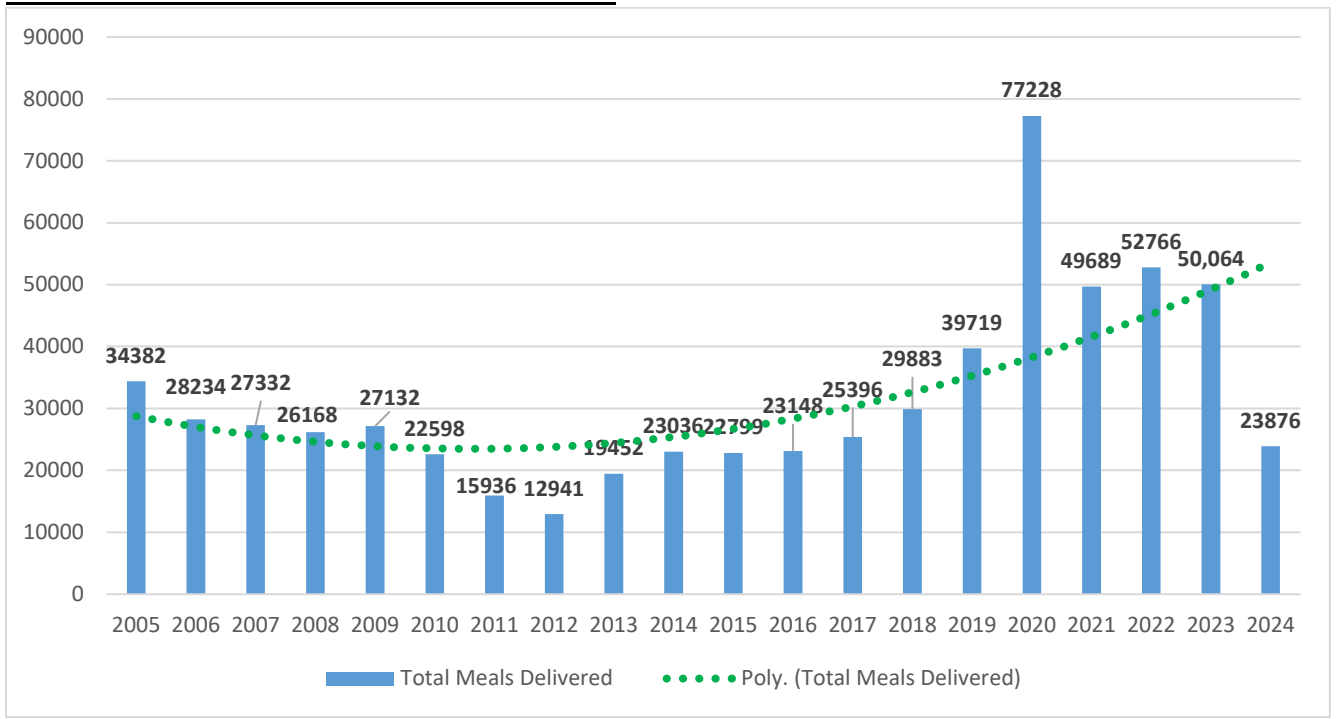
Donations Rec'd per Month 2024-25



Total Meals Delivered/Month 2024-25



Total Meals Delivered: Multi-Year View



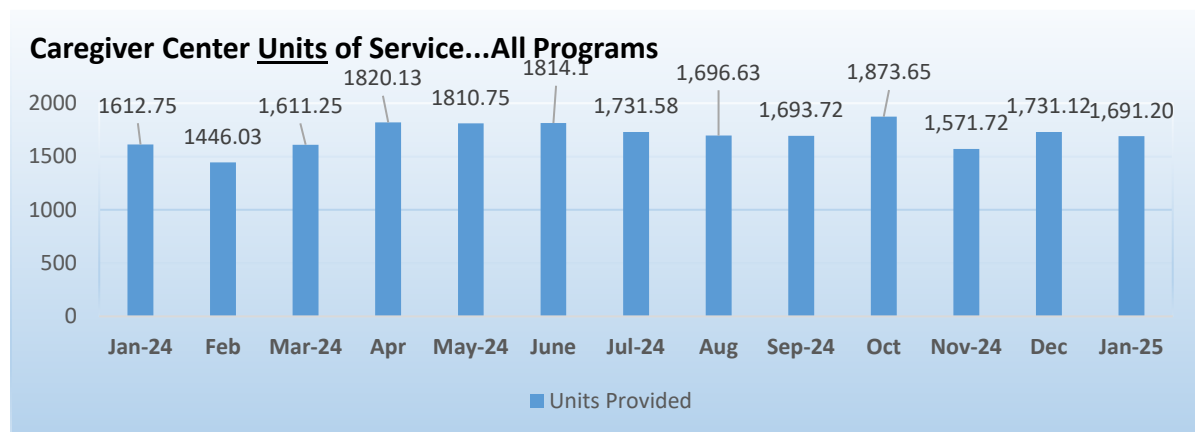
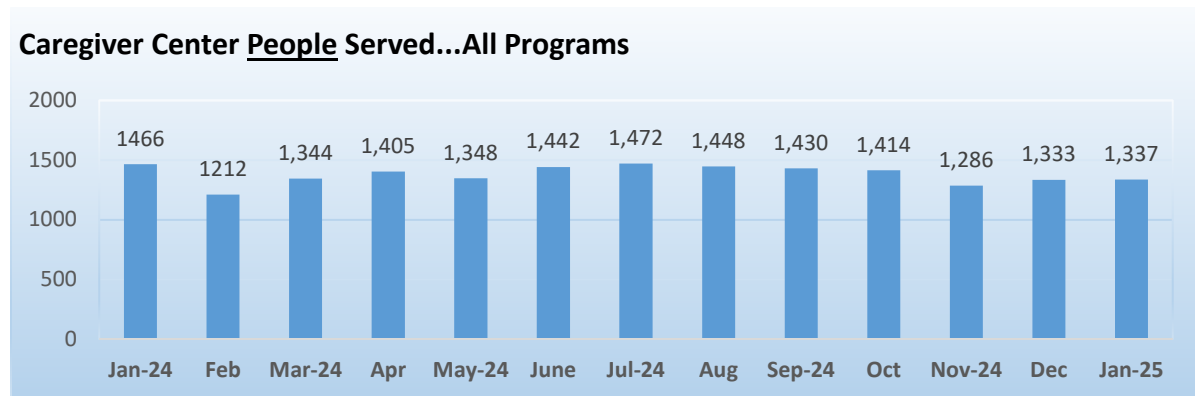
MEMORANDUM

DATE: February 14, 2025
TO: Kara Ralston, CEO
FROM: Blair Barker, MPH, Program Officer
Caregiver Center of Ventura County
RE: January 2025 Monthly Report

PROGRAM DESCRIPTION

The goal of the Caregiver Center is to decrease the impact of caregiver burden and empower people to better health. This is accomplished through strategic partnerships with medical and community-based providers for the delivery of caregiver education and training, access to resources, and increased quality of life outcomes. The Caregiver Center has a comprehensive array of programs and services including Powerful Tools for Caregivers, Personalized Care Consultations, Senior Support Line, Caregiver Skill-building, Respite Services, Home Modification Services, Dementia Education Classes, Support Groups, Walk-in Inquiry, and Caregiver Reminder Contacts.

Overview of Units of Service Provided



Program	January - Units	January - People
Dealing with Dementia: class	0	0
Dementia Live: class	0	0
Powerful Tools for Caregivers: Virtual Class	0	0
Care Consultation: in-person and virtual	7.5	7
Care Consultation: phone and email	22.5	33
Caregiver Support Group	18	9
Respite: In Home Hours	32	5
Respite: ADP Hours	60	1
Home Modifications: Units Installed	0	0
Assistive Devices: Units installed	0	0
Senior Support Line: Peer Counseling	65	52
Senior Support Line: Telephone Reassurance	96.20	62
Caregiver Wellness Screening (Zarit Burden)	0	0
Depression Screening (PHQ-9)	0	0
Client follow-up (<i>in-person, phone call, email, similar</i>)	332	276
Client Walk-ins	13	13
Resource & Education Request	368	301
Inquiry response: Email/phone reply	341	303
Caregiver Email Outreach	336	275
TOTAL	1,691.2	1,337

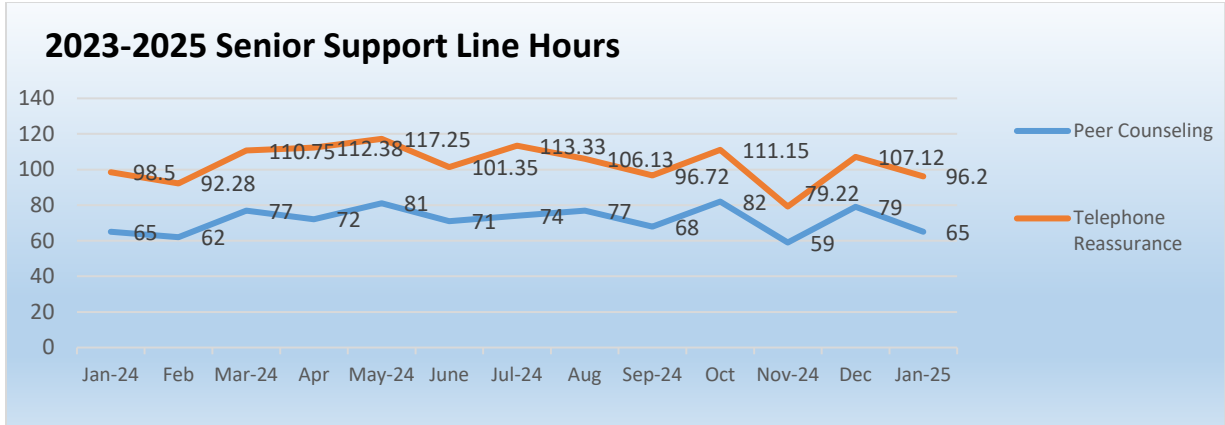
Caregiver Education: Powerful Tools for Caregivers & Dealing with Dementia Programs

Caregiver Education	January	FYTD	Annual Contract Goal*	Target % of Contract Goal
Total Client Units*	0	20	125	16%
Clients served	0	4	N/A	N/A
TOTAL	0	24	N/A	N/A

**This number includes the VCAAA Caregiver Education grant funded programs (partially funded through Older Americans Act, Title III E) Powerful Tools for Caregivers class sessions (virtual and in-person class series) and Dealing with Dementia. This chart represents counts of clients served as well as the hours provided by the Center through these two programs, as reported to VCAAA (which may differ from what is reported in larger chart above).*

Senior Support Line

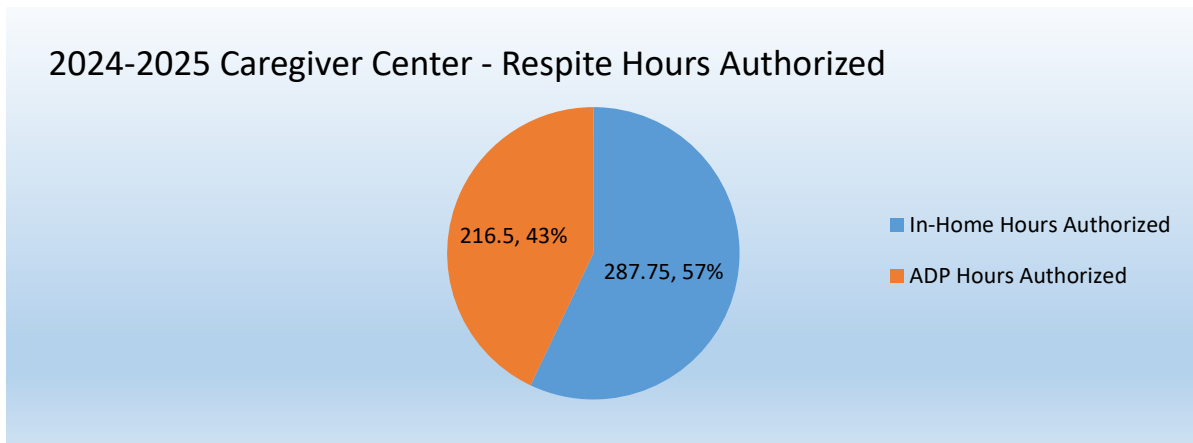
This chart represents measures of Senior Support Line (SSL) activities, either peer counseling or telephonic reassurance. Partially Funded Program through Older Americans Act federal funding, SSL is a toll-free reassurance and socialization program for Ventura County residents aged 60 and older, providing emotional and social support to reduce risks of isolation, socialization, wellness and safety checks, and connections to community resources.



Senior Support Line (Title IIIB)	January	FYTD	Annual Contract Goal	Target % of Contract Goal
Peer Counseling: Hours	65	504	616	82%
Peer Counseling: Persons Served (unduplicated monthly)	52	331	375	88%
Telephone Reassurance: Hours *	96.20	709.87	N/A	N/A
Telephone Reassurance: Contacts	281	1,966	2,236	88%
Telephone Reassurance: Persons Served (unduplicated monthly)	62	415	278	150%
TOTAL	556.20	3,925.87	N/A	N/A

Respite Hours

This chart and table represent measures of Respite hours and clients served by those hours, either in-home and/or at the Adult Day Center. The District periodically receives funding for in-home respite and adult day center respite through Older Americans Act, Title IIIE funding awarded by the VCAAA.



Respite (Older Americans Act Title III E)	January	FYTD	Annual Contract Goal*	Target % of Contract Goal
Respite: In-home (hours)	32	287.75	406	53%
Respite: In-home (people)	5	21	N/A	N/A
Respite: ADP (hours)	60	216.5	489	38%
Respite: ADP (persons served)	1	6	N/A	N/A
TOTAL	98	531.25	N/A	

Home Modifications and Assistive Devices

This table reflects the number of home modifications (anything that requires a bolt, screw, etc.) and assistive devices (no installation required) that have been authorized. The District periodically receives funding for Home Modifications and Assistive Devices through Older Americans Act, Title III E funding awarded by the VCAAA.

Home Modifications (Title III E)	January	FYTD	Annual Contract Goal	Target % of Contract Goal
Home Modifications: Units installed	0	21	45	42%
Home Modifications: Persons served	0	10	N/A	N/A
Assistive Devices: Units provided	0	0	2	0%
Assistive Devices: Persons served	0	0	N/A	N/A
TOTAL	0	31	N/A	

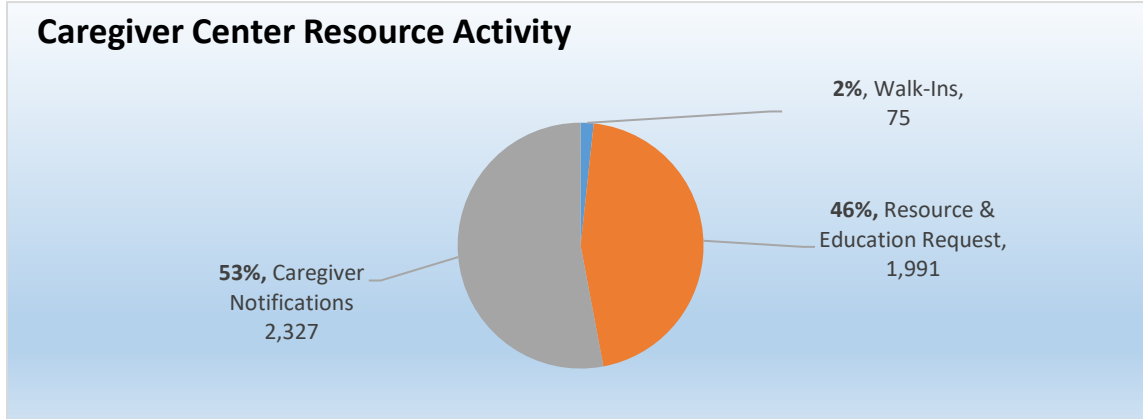
Dementia Friendly Caregiver Engagement Project

Below is a table that represents monthly and FYTD counts of clients and organizations served by the Center's dementia education programs. Grant funding was previously provided by the Arthur N. Rupe Foundation and the California Department of Aging related to the Master Plan for Aging – bold goal # 4 (Caregiving that Works) for a grant called CalGrows to expand dementia specialty programs and services to family and professional caregivers. Currently these classes are partially funded by VCHSA - AAA caregiver training (III E funding).

Dementia Friendly Caregiver Trainings	January	FYTD
Dementia Live: Hours	0	24
Dementia Live: Persons Trained	0	24
Dealing with Dementia: Hours	0	20
Dealing with Dementia: Persons Trained		4
TOTAL	0	72

Caregiver Center Resource Activity

This chart represents Resource Specialist activity for the fiscal year, with December 2024 shown in the data table below.



Caregiver Center Resource Activity	January	FYTD
Client walk-ins	21	75
Resource & Education Request	373	1,991
Caregiver Notification	330	2,327
TOTAL	724	4,394

The innovative dementia-specialty work accomplished in the Caregiver Center positions the District as a preferred provider to secure contracts and grant awards. The Center’s work contributes to the District’s strategic plan initiatives by providing evidence-based dementia training to caregivers to increase skillsets and education needed to provide quality care for their care partner and protect their own health.

MEMORANDUM

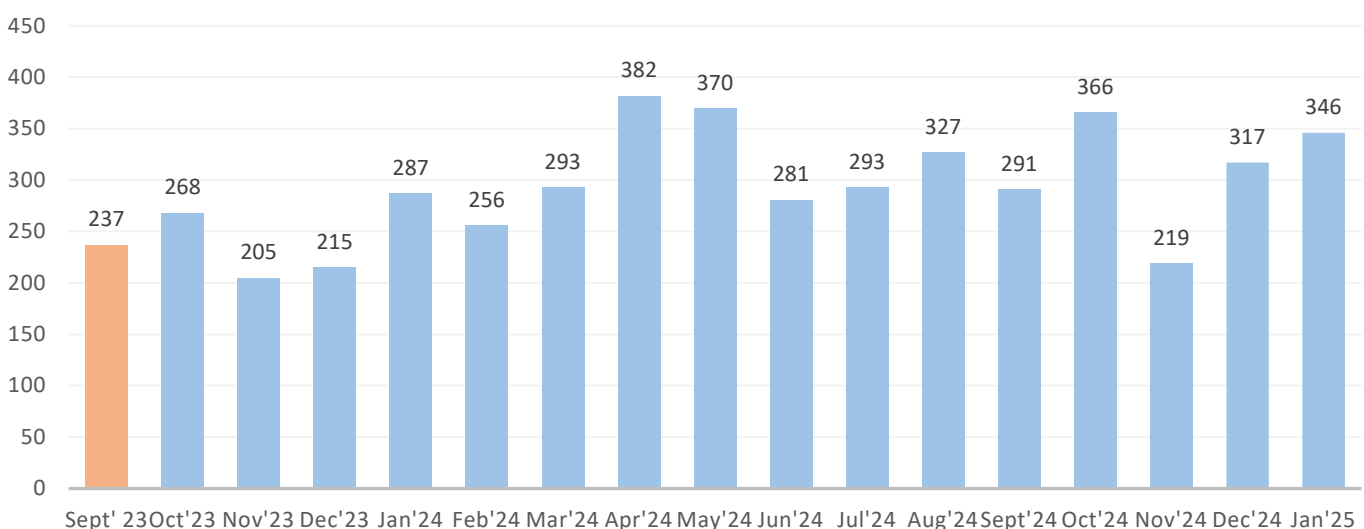
DATE: February 14th, 2024
TO: Kara Ralston, Chief Executive Officer
FROM: Blair Barker, Program Officer
SUBJECT: *January Monthly Report*

PROGRAM DESCRIPTION

Camarillo Health Care District provides door-through-door transportation for non-emergency medical appointments and other activities of daily living, including to and from District programs, throughout Ventura County. Drivers are trained in CPR and First Aid, and have additional sensitivity training in transporting frail, elderly cognitively challenged and mobility-challenged riders. Vehicles are equipped with hydraulic lifts to accommodate wheelchair clients, oxygen canisters, and other assistive mobility devices.

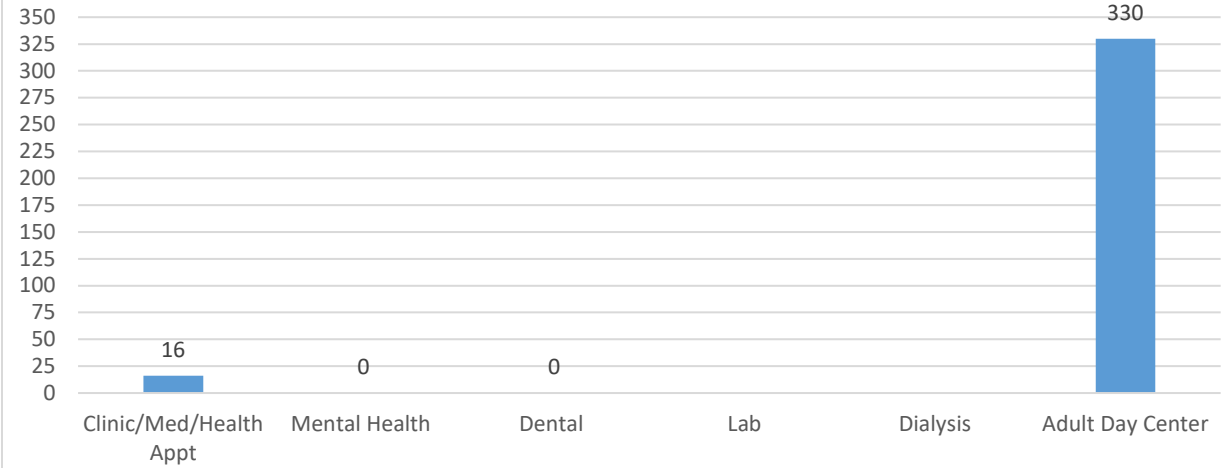
Rides originate in the service area and can be provided to destinations throughout Ventura County, and to Kaiser in Woodland Hills. Transportation services remain available with proper capacity, safety and spread mitigation limits.

Total Rides per Month

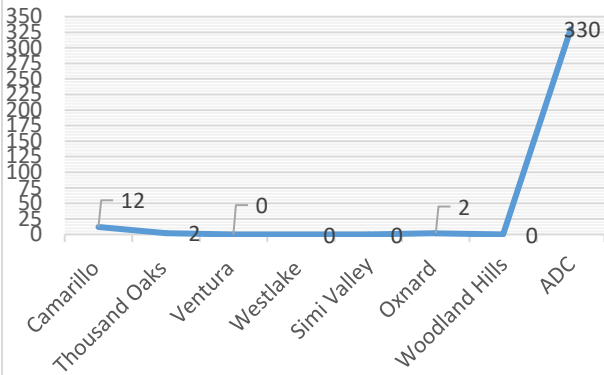


 *In partnership with the City of Camarillo, Care-A-Van transportation services provided free rides to Camarillo residents.*

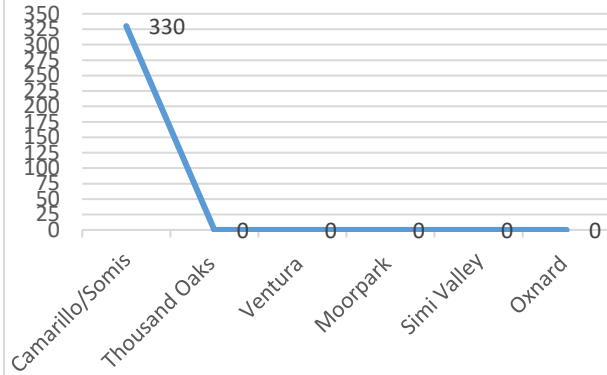
Cause or Reason for Ride



Ride Destinations



Adult Day Ride Destinations





SECTION 13

FUTURE MEETINGS AND EVENTS

BOARD OF DIRECTORS MEETINGS

Executive Committee: N. Dixon/Doria	March 17, 2025 – 12:30 p.m.
Regular Full Board	March 27, 2025 – 11:30 a.m.
Executive Committee: N. Dixon/Doria	April 14, 2025 – 12:30 p.m.
Finance Committee: Loh/Feinberg	April 24, 2025 – 10:00 a.m.
Regular Full Board	April 24, 2025 – 11:30 a.m.
Executive Committee: N. Dixon/Doria	May 12, 2025 – 12:30 p.m.
Regular Full Board	May 22, 2025 – 11:30 a.m.